

*Spare Part
Catalogue
& Price List.*

R. H. Collier & Co., Ltd.

Successors to :

**The CLYNO ENGINEERING Co.
(1922) LTD.,
COVENTRY ROAD,
YARDLEY, BIRMINGHAM.**

Telephone : Acocks Green 1331 (4 lines)
Telegrams : "Colspar, Birmingham."

PRICE 1/-

CLYNO CARS

Spare Parts Catalogue and List of Prices

Not for re-sale by the Clyno Register.

R. H. COLLIER & Co, Ltd.,
COVENTRY ROAD,
YARDLEY, BIRMINGHAM.

S

PLEASE NOTE.

WOLVERHAMPTON REPAIR & SERVICE DEPÔT.

NEW ADDRESS:-

THE GARAGE, GREEN LANE,

BIRMINGHAM NEW ROAD,

WOLVERHAMPTON.

WOLVERHAMPTON.

Telephone :
No. 2051.

Telegrams :
CLYSER, Wolverhampton.

Special Note.

THIS book embraces spare parts as used on cars during the years 1924—1925—1926—1927. Years 1924 and 1925 are grouped together. 1926 and 1927 follow under the different groupings.

If any parts required for 1926 or 1927 Models are not under the 1926 or 1927 heading they are the same as 1925 and will be found under the 1925 heading.



THE FOLLOWING CHASSIS NUMBERS WILL BE A GUIDE FOR THE YEAR OF CAR:—

1923—11 h.p.	1 to 623
1924—11 h.p.	624 to 2,750
1925—11 h.p.	2,751 to 7,600
1926—11 h.p.	7,601 to 18,750
1927—11 h.p.	18,751 and upwards.
1926—12/28 h.p.	(Formerly 13 h.p.)	T1 to T1,200
1927—12/28 h.p.	„	T1,201 and upwards.

Method of ordering Spare parts for Clyno Cars.

If you follow these instructions strictly you will greatly facilitate the service and supply of spare parts.

CHASSIS NUMBER.—Always quote Chassis number which will be found stamped on the metal plate fixed to the dash panel under the bonnet. Both Part number and description should be quoted when ordering.

ORDERS BY TELEGRAPH.—It is essential that Chassis and Part numbers are quoted. If money is telegraphed, be sure that your name and address appear in the text of the message, and, as an additional safeguard, confirm your telegram by letter.

CORRESPONDENCE. Always address your correspondence to :—

R. H. COLLIER & Co., Ltd., *Successors to*

The Clyno Engineering Co. (1922) Ltd.,

Service Depot,

Gt. Brickkiln Street,

Wolverhampton.

Telephone : 2051.

Telegrams : "Clyser, Wolverhampton."

Your list of spare parts required should be written on a separate sheet of paper, bearing your name and address. If away from home, your communication should give both your temporary and your home addresses. This enables us to refer to past correspondence.

If you correspond with us regarding parts that have been ordered through an Agent, kindly quote the name and address of the agent.

You will greatly assist us if your address and signature are written in block capital letters, in order to avoid mistakes. If you have made any alterations to standard model you should, when ordering parts, give all necessary details regarding alteration.

Method of ordering Spare Parts—*continued.*

PARTS RETURNED.—Parts returned to us should be labelled distinctly. You should also advise us by letter as to their despatch, giving definite instructions and stating whether you wish the patterns returned.

CRATES.—Wings and other parts likely to be damaged in transit must be packed in a crate. For the nominal sum of one shilling (1/-) we can loan a suitable crate, provided it is returned to us carriage paid and in good condition within a reasonable period.

TERMS OF PAYMENT.—Cash with order, or Cash against *pro forma* invoice.

We ask our clients to conform to these terms by remitting cash with order, and to include a *sufficient* sum to cover postage, or passenger train rate when too heavy for post (overpayment will be refunded), otherwise *pro forma* invoice will be forwarded, and the goods will not be despatched until the amount of invoice is received.

PRICES are subject to alteration without **notice**.

ALL PREVIOUS LISTS CANCELLED.

Index.

	Pages
Accessories and Fittings	50
Back Axle	25 to 27A
Body Fittings	49
Controls, Brake and Clutch	36 to 38A
Controls (Foot) for Carburetter	35
Controls, Throttle and Ignition (Hand), Steering Column Type	33
Controls, Throttle and Ignition (Hand), Instrument Board Type	34
Clutch Shaft	20
Carburetter	19
Chassis Frame and Sundries	39 to 41A
Engine, 11 h.p., Type F	5 to 10B
Engine, 12/28 h.p., Type C.Y.	11 to 16
Engine (Ball Bearing Type)	18
Front Axle (without Front Wheel Brakes)	28
Front Axle (with Front Wheel Brakes)	29 & 30
Gear Box	21 & 22
Magneto	19
Method of ordering Spare Parts for Clyno Cars	3 & 4
Number Plates	44
Propeller Shaft	23 & 24
Petrol Tank and Fittings	43
Pipes (Exhaust)	43
Radiator and Fittings	42
Road Wheels	44
Running Boards	45 to 48A
Special Note	2
Special Parts fitted on 12/28 h.p. Models only	17
Special Parts fitted on 4 ft. Track (Strengthened Chassis) (Principally used for Overseas)	52
Special Parts fitted on Saloons only	51
Steering	32
Speedometer Front Wheel Drive	31
Springs (Road) and Sundries	39 to 41A
Silencer	43
Spare Wheel Bracket	44
Torque Tube	23
Valences	45 to 48A
Wings	45 to 48A
Special Parts on 4' 8" Track "Overseas & Van" Chassis ...	53 to 64

11 h.p. Engine Type F.

PART No.	DESCRIPTION.	NUMBER PRICE.		
		PER CAR.	£	s. d.
5/F501	Cylinder Block, complete with studs, valve guides, baffle plates and dowels	1	25	17 0
5/F1	Cylinder Block only	1	22	0 0
5/F216	Studs for Cylinder Head	17		3 ea.
5/F217	Short Stud for Exhaust Manifold	2		2 "
5/F218	Long Stud for Exhaust Manifold	4		3 "
5/F223A	Stud for Engine Arms	16		2 "
5/F226	Stud for Tappet Cover	2		5 "
5/F259	Baffle Plate for Oil Splash (Left Hand)	1	1	0 "
5/F260	Baffle Plate for Oil Splash (Right Hand)	1	1	0 "
5/F311	Rivet for Baffle Plate	6		6 doz.
5/F167	Timing Pointer	1		3 ea.
5/F257	Dowel Pin for Crankcase End Covers	2		2 "
5/F11	Valve Guide	8		2 9
5/F111	Valve	8	35	0 "
5/F170	Valve Spring	8		9
5/F113	Valve Spring Cup	8		6
5/F112	Valve Cotter Pin	8		2 "
5/F502	Tappet, complete with adjuster and lock nut	8	5	4 "
5/F114A	Valve Tappet	8	4	7 "
5/F115	Tappet Adjusting Screw	8		4 "
5/F271	Lock Nut for Tappet Adjusting Screw	8		2 "
5/F116	Tappet Steady Pin	8		5 "
5/F116A	Lock Nut for Tappet Steady Pin	8		2 "
5/F503	Connecting Rod, complete with cap, bolts, etc.	4	1	7 6
5/F60	Packing Shim for Connecting Rod	8		2 "
5/F125A	Connecting Rod Bolt	8		1 6
5/F126	Nut for Connecting Rod Bolt	8		15 2 "
5/F5A	Piston	4	19	20 "
5/F6A	Piston Ring	8		1 0 "
5/F108A	Gudgeon Pin	4	25	80 "
5/F251	Gudgeon Pin Taper Cotter	4		2 "
5/F504	Crankcase Cover, Flywheel End, complete with bushes, retaining nut and oil pipe union	1	2	4 0
5/F21G	Crankcase Cover, Flywheel End	1	1	1 0 "
5/F62A	Rear Bearing for Crankshaft	1	12	6 "
5/F64	Rear Bearing for Camshaft	1		6 3
5/F65	Camshaft Bearing Retaining Nut with Disc	1	4	5
5/F66	Disc for Retaining Nut	1		2
5/F505	Timing Case, complete with crankshaft front bearing, studs and oil pipe union	1	3	6 0
5/F4D	Timing Case only	1	2	9 6

Always quote your Chassis number.

11 h.p. Engine, Type F.—continued.

PART No.	DESCRIPTION.	NUMBER		PRICE.		
		PER CAR.		£	s.	d.
6/F61	Front Bearing for Crankshaft	1		12	6	
6/F224A	Stud for Magneto Platform, $\frac{5}{16}$ " B.S.F. ...	1			2	
6/F224B	Stud for Magneto Platform, $\frac{3}{8}$ " B.S.F. ...	1			3	
6/F231	Set Screw for Crankcase and Timing Covers, $\frac{5}{16}$ " B.S.F. \times $\frac{3}{4}$ "	15			2	ea.
6/F92H	Crankshaft	1	9	7	0	
6/F159	Oil Thrower Disc	1			8	
6/F277	Chain Wheel Distance Washer	1			4	
6/F95A	Crankshaft Chain Wheel	1	18		9	
6/F252	Pin for Crankshaft Chain Wheel	1			2	
6/F87	Thrust Washer for Rear End of Back Bearing	1		7	8	
6/F273	Oil Return Washer	1		11	2	
6/F272	Nut for Oil Return Washer	1			1	0
6/F91A	Camshaft	1	4	2	6	
6/F63	Camshaft Front Bearing	1		11	6	
6/F228	Set Screw for Camshaft Front Bearing ...	2			4	ea.
6/F99	Camshaft Chain Wheel Centre	1		5	6	
6/F96	Camshaft Chain Wheel	1	1	2	0	
6/F145	Bolt for Camshaft Chain Wheel	4			5	ea.
6/F291	Peg for Camshaft Chain Wheel	1			2	
6/F506	Magneto Bracket, complete with bush ...	1	1	3	0	
6/F22c	Magneto Bracket only	1		16	6	
6/F57A	Bush for Magneto Bracket	1		5	0	
6/F222	Steady Pin for Magneto Bracket	1			3	
6/F507	Magneto Shaft with 3 Driving Pins	1	1	1	6	
6/F109	Coupling Flange	1		4	2	
6/F110	Driving Pins	6			2	ea.
6/F189	Leather Coupling	1		1	0	
6/F507	Magneto Shaft with Milled Segment	1	1	1	6	
6/F279	Driving Segment for Coupling	1		4	3	
6/F278	Retaining Screw for Segment	3			2	ea.
6/F281	Spring Stop Grub Screw	1			2	
6/F508	Flange for Magneto Spindle with Driving Pin	1		5	6	
6/F109B	Coupling Flange for Magneto Spindle	1		4	2	
6/F280	Driving Pin for Coupling Flange	1			6	
6/F178	Circular Spring for Coupling	1			6	
6/F197	Fibre Block for Coupling	1	1	0	4	
6/F263	Magneto Shaft Key	2			4	ea.
6/F153	Distance Tube between Chain Wheels ...	1			8	
6/F97A	Magneto Chain Wheel	1		8	9	
6/F284A	Driving Chain for Camshaft and Magneto	1	12		3	
6/F285	Driving Chain for Dynamo	1		5	4	

F255 MAG SHAFT TAB WASHER 3

Always quote your Chassis number.

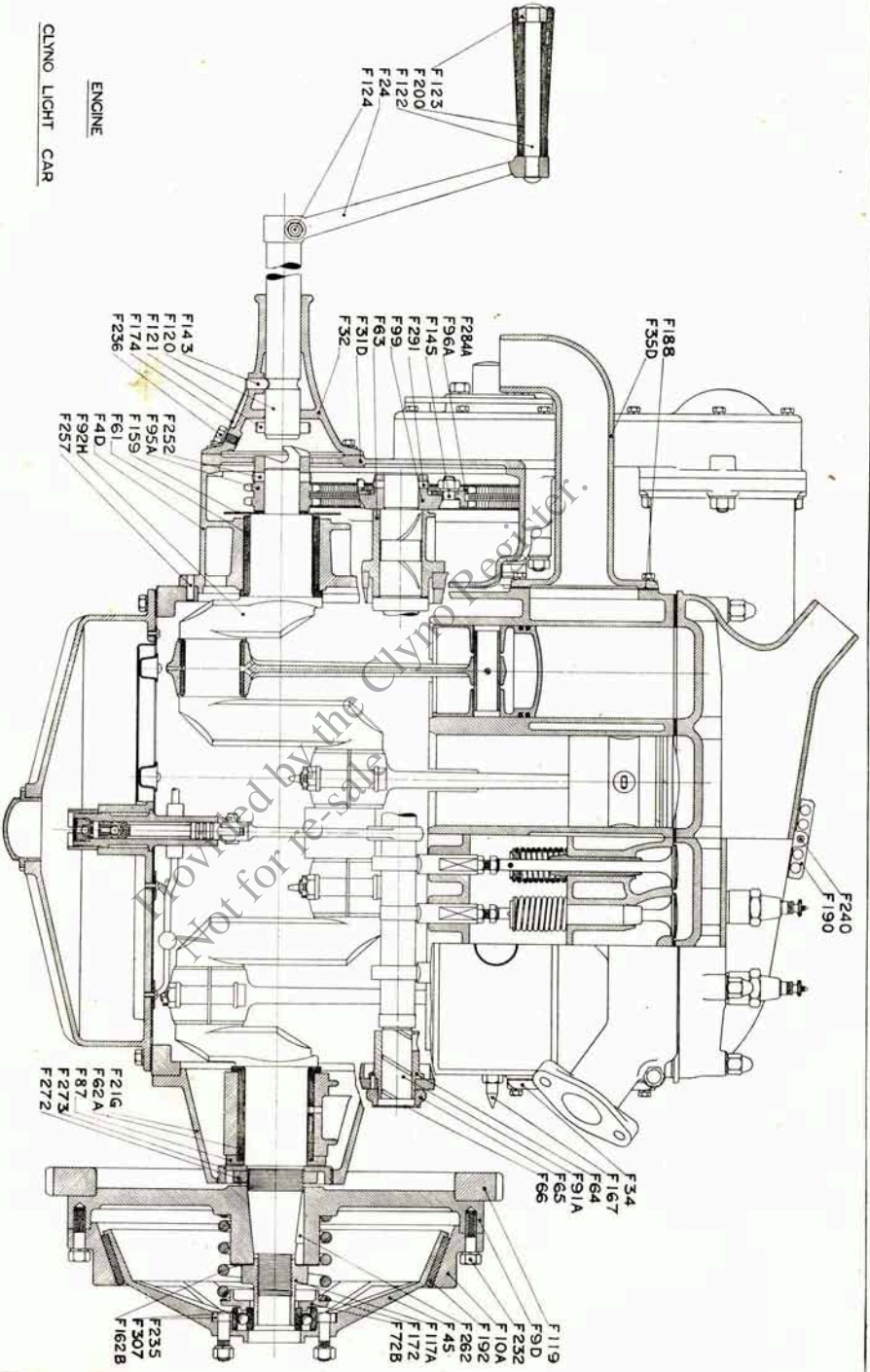
11 h.p. Engine, Type F.—continued.

PART No.	DESCRIPTION.	NUMBER PER CAR.	PRICE.		
			£	s.	d.
7/F151A	Dynamo Chain Wheel	1	12	0	
7/F100	Nut for Magneto Shaft	1		4	
7/F152A	Dynamo Sprocket	1	7	9	
7/F31D	Timing Case Cover	1	2	0	8
7/F213	Stud for Dynamo Flange	3		4	ea.
7/F85	Timing Cover Plug	1		5	
7/F48	Dynamo Chain Cover	1	10	6	
7/F238	Set Screw for Covers, $\frac{3}{16}$ " Whit. $\times \frac{5}{8}$ " ...	23		2	"
7/F58B	Front Bearing for Magneto Shaft	1	14	3	
7/F75	Disc for Magneto Shaft Front Bearing	1		4	"
7/F231	Set Screw for Magneto Shaft Front Bearing	2		2	"
7/F308	Fulcrum Pin for Magneto Shaft Bearing	1		2	
7/F55	Connecting Link for Oil Pump Plunger	1		5	6
7/F103	Plunger for Oil Pump	1		5	6
7/F104	Oil Pump Connecting Pin	1			8
7/F105A	Ball Valve Plug for Plunger	1	1	0	
7/F509	Pump Body, complete with oil trough feed pipes	1	16	6	
7/F8c	Oil Pump Body only	1	6	7	
7/F107	Ball Valve Disc for Oil Pump	1			2
7/F305	$\frac{1}{4}$ " dia. Ball for Oil Pump Valves	2		1	"
7/F106	Ball Valve Plug for Oil Pump Body	1		6	
7/F150	Locking Nut for Oil Pump	1		1	0
7/F33A	Oil Sump	1	2	4	0
7/F133	Dipper Trough for Oil Sump	4		1	0
7/F134A	Oil Sump Filter Tray, with gauze	1		8	9
7/F241	Screws for Sump Tray	8		1	0
7/F185	Joint Washer for Oil Sump	1			4
7/F237	Sump Bolt, $\frac{1}{4}$ " B.S.F. \times 1" long	6			3
7/F275	Set Screw for Sump, $\frac{1}{4}$ " B.S.F. $\times \frac{5}{8}$ " long ...	10		3	"
7/F71	Large Drain Plug at Base of Sump	1	1	11	
7/F79	Small Drain Plug at Side of Sump	1		5	
7/F88	Inspection Plug for Pump Connecting Link	1		8	
7/F128c	Oil Pipe Adapter Stud	1		5	
7/F161	Oil Tee Piece	1	2	9	
7/F199	Fibre Washer for Tee Piece	2		1	"
7/F282	Steel Washer for Tee Piece	1		1	
7/F129	Nut for Tee Piece	1		2	
7/F300	Oil Pipe to Front Bearing, with nuts and nipples	1	6	0	
7/F301	Oil Pipe to Rear Bearing, with nuts and nipples	1	6	0	
7/F302	Union Body for End Covers	2		5	"

Always quote your Chassis number.

CLYNO LIGHT CAR

ENGINE



11 h.p. Engine, Type F.—continued.

PART No.	DESCRIPTION.	NUMBER PER CAR.	PRICE.		
			£	s. d.	
8/F303	Union Nipple for Oil Pipe	4			3 ea.
8/F304	Union Nut for Oil Pipe	4			3 "
8/F37B	Oil Filler	1	5	0	
8/F175A	Spring Clip for Oil Filler	1		2	
8/F306	Screw for Spring Clip	2			4 doz
8/F253	Pin for Oil Filler Lid	1		2	
8/F56C	Oil Filler Lid	1	1	8	
8/F77A	Filter Gauze for Oil Filler	1	3	10	
8/F186	Joint Washer for Oil Filler	1		2	
8/F275	Set Screws for Oil Filler, $\frac{1}{4}$ " B.S.F. \times $\frac{5}{8}$ " long	2			3 ea.
8/F510	Oil Level Gauge Handle and Strip ...	1	4	5	4/1
8/F59	Tube for Oil Level Gauge	1	2	2	
8/F120	Starting Handle Shaft	1	5	6	
8/F121	Engagement Pin for Starting Handle Shaft	1		4	
8/F32	Housing for Starting Handle Shaft ...	1	14	3	
8/F239	Long Set Screw for Housing $\frac{3}{16}$ " Whit. \times $1\frac{1}{8}$ " long	4			3 ea.
8/F143	Locating Plunger for Starting Handle Shaft	1		4	
8/F174	Spring for Locating Plunger	1		4	
8/F236	Set Screw for Starting Handle Spring ...	1		2	
8/F511	Starting Handle, complete with crank ...	1	16	6	
8/F24	Crank for Starting Handle	1	6	9	
8/F122	Spindle for Starting Handle	1		5	
8/F200	Ebonite Starting Handle	1	3	3	
8/F123	Brass Collar for Spindle	1		6	
8/F124	Cotter Pin for Starting Handle Crank ...	1		4	
8/F36A	Tappet Cover (Outside Plate)	1	11	0	
8/F512	Inner Baffle Plate, with felt and rivets ...	1	2	9	
8/F173	Spring for Baffle Plate	2			2 ea.
8/F50	Cone Distance Piece for Baffle Plate ...	2		10	"
8/F261	Tappet Cover Baffle Plate	1	1	3	
8/F198	Felt for ditto	1	1	0	
8/F84	Knurled Retaining Nut for Tappet Cover ...	2	2	2	
8/F2	Cylinder Head	1	2	15	0
8/F180A	C. and A. Joint Gasket for Cylinder Head ...	1	3	4	76
8/F130A	Domed Nut for Cylinder Head	17			3 ea.
8/F3C	Inlet and Exhaust Manifold	1	1	7	6
8/F181	C. and A. Exhaust Joint (Single)	2		5	"
8/F182A	C. and A. Inlet and Exhaust Joint (Combined)	1	1	8	
8/F221	Stud for Carburetter Flange	2		2	"
8/F183	Joint Washer for Carburetter Flange ...	1		6	
8/F130A	Domed Nut for Manifold	5		3	"
8/F35D	Water Inlet Pipe	1	9	2	

Always quote your Chassis number.

11 h.p. Engine, Type F.—continued.

PART No.	DESCRIPTION.	NUMBER PER CAR.	PRICE.		
			£	s.	d.
9/F188	Joint Washer for Water Covers ...	2			2 ea.
9/F34	Cylinder Water Cover Plate (Rear) ...	1	5	6	
9/F238	Set Screw for Covers, $\frac{3}{16}$ " Whit. \times $\frac{5}{8}$ " long	16			2 ea.
9/30805	Engine Arms ...	3	7	6	ea.
9/30874	Starter Bracket, with cap ...	1	1	6	6
9/30810	Engine Arm (Starter Bracket) Used	1	19	3	
9/30813	Stud for Starter Bracket ... up to	4			2 ea.
9/30811	Cap for Starter Bracket ... Chassis	1	5	0	
9/2081	Spring Washer for Starter Bracket No. 7000	4			1 ea.
9/993	Nuts for Starter Bracket ...	4			1 ea.
9/31689	Engine Arm (Starter Support)	1	9	6	
9/32102	Starter Bracket ... Used	1	17	6	
9/31692	Bolts for Engine Arm, $\frac{3}{8}$ " B.S.F. on	2			2 ea.
9/2082	Spring Washers for Engine Arm, $\frac{3}{8}$ " Chassis	2	1		"
9/729	Nuts for Engine Arm, $\frac{3}{8}$ " B.S.F. No. 7000	2	1		"
9/31691	Bolts for Starter Bracket, $\frac{5}{16}$ " B.S.F. upwards	2	2		"
9/2034	Plain Washer, for Starter Bracket	2	1		"
9/F9D	Flywheel ...	1	2	15	0
9/F119	Starter Gear Ring for Flywheel (105) Teeth	1	2	4	0
9/F233	Bolts for Starter Gear Ring ...	8			3 ea.
9/F262	Flywheel Key ...	1			6
9/F162B	Locking Plate for Flywheel ...	1			6
9/F240	Screw for Locking Plate ...	1			4 doz.
9/F117A	Crankshaft Nut ...	1	12	8	
9/F513	Clutch Cone, with lining and rivets ...	1	2	15	0
9/F45	Clutch Cone ...	1	1	13	6
9/F192	Lining for Clutch Cone ...	1	13	3	
9/F309	Rivets for Clutch Lining ...	12			6 doz.
9/F307	Bearing for Clutch Cone ...	1	9	11	
9/F172	Clutch Spring ...	1	3	3	
9/F72B	Adapter for Clutch Spring ...	1	7	9	
9/F235	Bolts for Clutch Centre ...	6			3 ea.
9/F10A	Clutch Ring for Flywheel ...	1	1	7	6
9/F232	Bolts for Clutch Ring ...	8			3 ea.

30075 ENGINE ARM BOLTS

5

Always quote your Chassis number.

FAN PARTS FOR 11 h.p. TYPE F ENGINE.

PART No.	DESCRIPTION.	NUMBER PER CAR.	PRICE.		
			£	s.	d.
10/F48A	Dynamo Chain Cover	1	11	6	
10/F58c	Chain Drive Bearing Housing	1	16	0	
10/F94H	Magneto Shaft	1	16	0	
10/F268	Oil Return Collar on Magneto Shaft	1	1	0	
10/F269	Distance Collar for ditto	1		9	
10/F312	Ball Race for Ditto	1	7	0	
10/F31F	Timing Case Cover	1	2	4	0
10/30880	Fan	1	14	3	
10/30717	Ball Race for Fan	2	4	6	ea.
10/30881	Bearing Distance Piece	1	1	0	
10/30860	Springwell Lubricator for Fan	1		6	
10/30884	Fan Spindle	1	4	6	
10/30882	Rear Dust Cover for Fan	1	2	6	
10/2043	Washer for Front of Fan Spindle	1		1	
10/4835	Nut for Front of Fan Spindle	1		1	
10/30850	Front Dust Cover for Fan	1	2	6	
10/30883	Eccentric for Fan	2	2	6	ea.
10/2083	Spring Washer for Rear of Fan	1		1	
10/809	Nut for Rear of Fan	1		1	
10/30852	Fan Pulley on Magneto Shaft	1	8	9	
10/30878	Fan Belt (24) Links, 28 $\frac{3}{4}$ " long	1	10	0	

11 h.p. ENGINE MODIFICATIONS ON 1926 MODELS.

PART No.	DESCRIPTION.	NUMBER PER CAR.	PRICE.		
			£	s.	d.
10/F114B	Valve Tappet (Grooved Type)	8	5	6	ea.
10/F116B	Tappet Steady Pin	8		6	ea.
10/F115B	Ball for Tappet Steady Pin	8		6	ea.
10/F502A	Valve Tappet (Grooved Type) complete with Steady Pin and Ball	8	6	6	ea.
10/F120A	Starting Handle Shaft	1	5	6	
10/32424	Engine Arm	3	7	6	ea.
10/32425	Engine Arm (Supporting Starter)	1	9	6	

Always quote your Chassis number.

11 h.p. Engine, Type F.—continued.

Modifications on 1927 Models.

PART No.	DESCRIPTION.	NUMBER			PRICES.		
		PER	£	s.	d.		
10A/F501/27	Cylinder Block with Studs and Valve Guides	1	26	0	0		
10A/F1A	Cylinder Block only	1	22	5	0		
10A/F217	Stud for Exhaust Manifold, Short	1			2		
10A/F219	Stud for Exhaust Manifold, Medium	1			3		
10A/F226A	Stud for Valve Tappet Cover	2			5	ea.	
10A/F505/27	Timing Case with Studs and Bearing	1	3	6	0		
10A/F4F	Timing Case only	1	2	9	6		
10A/F92J	Crankshaft	1	9	10	0		
10A/F63A	Camshaft Front Bearing	1			11	6	
10A/F31H	Timing Case Cover	1	2	0	8		
10A/F48C	Dynamo Chain Cover	1			10	6	
10A/238A	Set Screw for Front Timing Cover	6			2	ea.	
10A/F275A	Set Pins for Dynamo Chain Cover	11			2	"	
10A/F187A	Joint for Chain Cover	1			1	8	
10A/F509/27	Oil Pump Body with Valve, Plug, and Ball	1			10	0	
10A/F8D	Oil Pump Body only	1			6	7	
10A/F516/27	Internal Oil Feed Pipe with Banjo and Connections	1			8	10	
10A/F334	Banjo Pin for Internal Oil Feed Pipe	1			1	1	
10A/F33C	Oil Sump	1	1	5	0		
10A/F344	Oil Trough Plate with Gauge	1	12	3			
10A/F185A	Joint Washer for Sump	1	4			2/2	
10A/F275A	Set Screws for Sump	16			3	ea.	
10A/F324	Drain Plug in Sump	1			1	0	
10A/F79A	Overflow Plug in Sump	1				6	
10A/F333	Banjo Pin for External Oil Feed Pipe	1			1	1	
10A/F517/27	External Oil Feed Pipe with Banjo, Nuts, and Nipples	1			8	10	
10A/F36B	Valve Tappet Cover	1			8	10	
10A/F205	Valve Tappet Cover Joint	1			1	8	
10A/F84A	Valve Tappet Cover Nut	2			2	2 ea	
10A/F204	Valve Tappet Cover Nut Washer	2			3	"	
10A/F35F	Water Inlet Pipe	1			9	2	
10A/F188A	Joint Washer for Water Covers	2				2 ea.	
10A/F34H	Cylinder Water Cover Rear	1	5			9	
10A/F238A	Set Pins for Covers	8				2 ea.	
10A/F346	Inspection Cover	1	3			9	

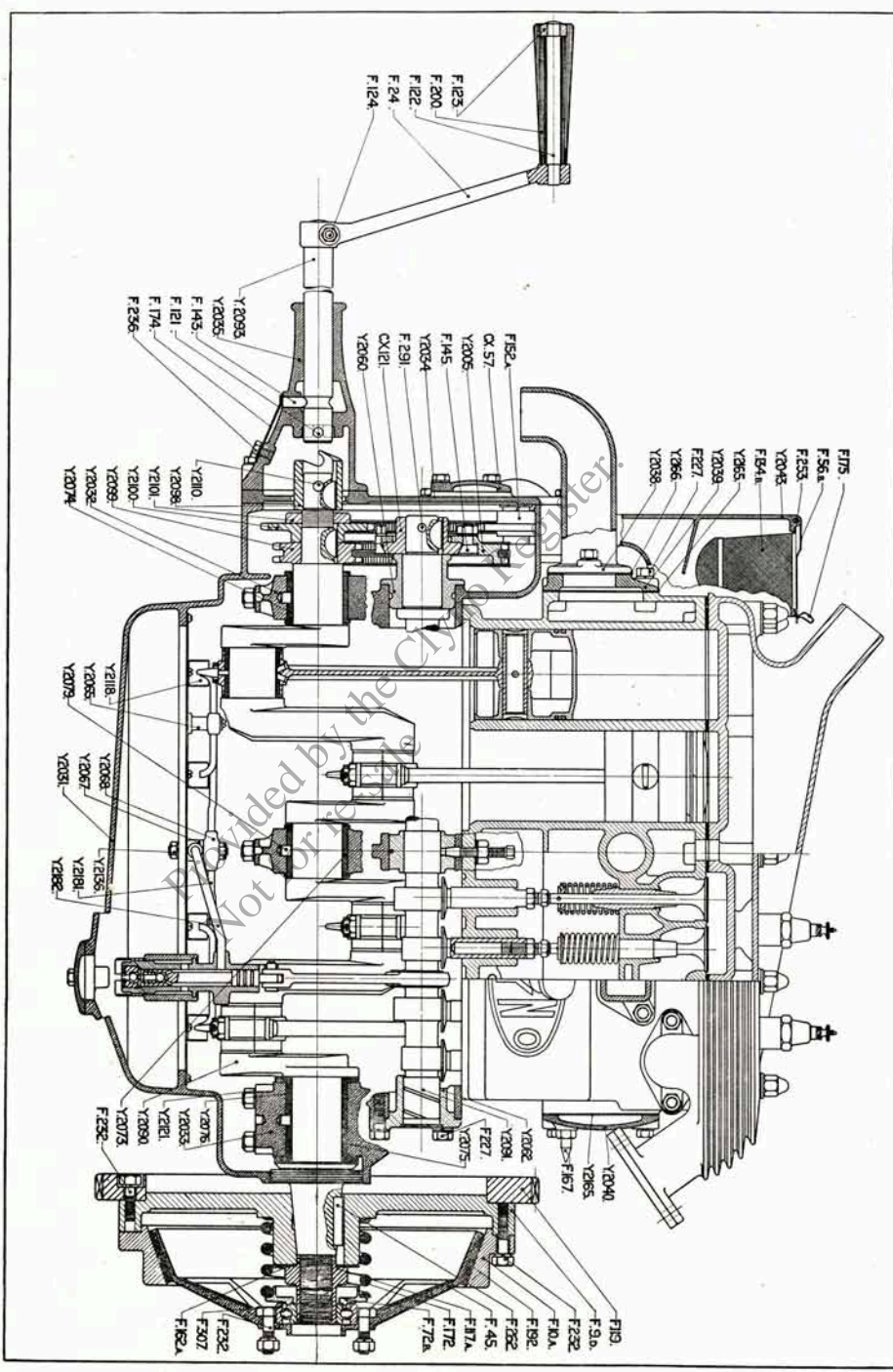
Always quote your Chassis number.

Modifications on 1927 Models—continued.

PART No.	DESCRIPTION.	NUMBER PER CAR.	PRICE.		
			£	s.	d.
10B/F 222 ²⁰²	Inspection Cover Washer	1			9
10B/F345	Set Pins for Inspection Cover	4			3 ea.
10B/33100	Engine Arm	3		7	6 ea.
10B/33101	Engine Arm Special	1		9	6 "
10B/F9L	Flywheel	1	2	15	0
10B/F513/27	Clutch Cone with Lining and Rivets	1	2	15	0
10B/F45B	Clutch Cone	1	1	13	6
10B/F347	Bearing for Clutch Cone	1		11	9
10B/F72C	Adaptor for Clutch Spring	1		7	8
F117G	CRANK SHAFT NUT	1			10
F262B	- TAB WASHER	1			2
F32A	STARTING HANDLE HOUSING	1			14/3

Provided by the Clyno Register
Not for re-sale

Always quote your Chassis number.



12/28 h.p. (Formerly known as 13 h.p.) Engine, Type C.Y.

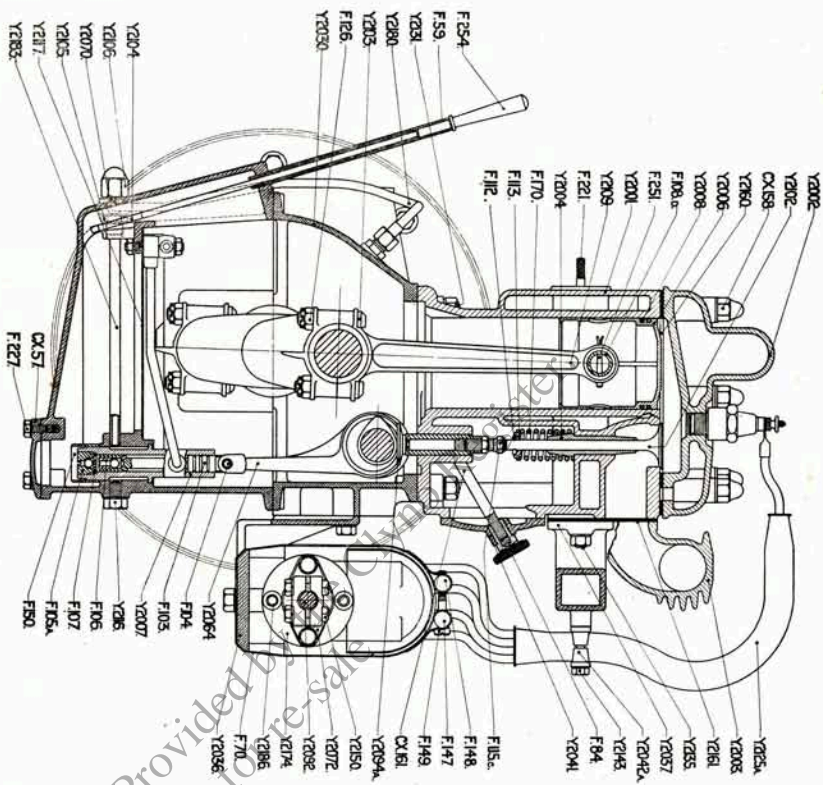
PART No.	DESCRIPTION.	NUMBER PER CAR.	PRICE.		
			£	s.	d.
11/Y2001	Cylinder Block	1	16	0	0
11/Y2002	Cylinder Head	1	2	16	9
11/Y2003	Exhaust Pipe	1	1	7	6
11/Y2004	Valve Guide	3	2	9	ea.
11/Y2005	Camshaft Chain Wheel	1	1	2	0
11/Y2006	Piston	4	1	3	0 ea.
11/Y2007	Oil Pump Body	1	7	9	
11/Y2008	Piston Ring	8	1	5	ea.
11/Y2030	Crankcase (Top Half)	1	20	0	0
11/Y2031	Crankcase (Sump)	1	7	14	0
11/Y2032	Centre and Front Bearing Cap	1	16	6	
11/Y2033	Rear Bearing Cap	1	1	3	0
11/Y2034	Timing Cover	1	2	1	0
11/Y2035	Timing Cover Extension	1	16	6	
11/Y2036	Magneto Platform	1	16	6	
11/Y2037	Induction Pipe	1	1	13	0
11/Y2038	Water Inlet Pipe	1	9	6	
11/Y2039	Water Jacket Cover (Front)	1	6	6	
11/Y2040	Water Jacket Cover (Rear)	1	6	6	
11/Y2041	Tappet Cover Plate	2	7	9	ea.
11/Y2043	Oil Filler	1	16	6	
11/Y2044	Mag. Shaft Bearing Cap	1	3	4	
11/Y2045	Tappet Cover Rivets	4	1	2	doz.
11/Y2042A	Mag. Wire Lead Clip (to suit Curved Pipes)	1	2	3	pr.
11/CY57	Sump Cap on Front Cover	3	1	10	ea.
11/Y2060	Front Camshaft Bearings	1	17	7	
11/Y2061	Centre Camshaft Bearings (Two Halves) ...	1	1	1	0
11/Y2062	Rear Camshaft Bearings	1	16	6	
11/Y2063	Jockey Arm	1	16	6	
11/Y2064	Pump Strap	1	6	0	
11/Y2065	Oil Pipe Stand	1	1	8	
11/Y2066	Oil Pipe Stand	1	1	8	
11/Y2067	Oil Through Union	1	1	8	
11/Y2068	Oil Through Tee Piece	1	1	8	
11/Y2069	Union for Front Bearing	1	1	8	
11/Y2070	Union for Main Feed	1	1	8	
11/Y2071	Mag. Coupling (On Mag.)	1	6	0	
11/Y2072	Mag Coupling Spider (On Shaft)	1	9	4	
11/Y2073-4	Front and Centre Bearing	2	7	9	pr.

Always quote your Chassis number.

12/28 h.p. Engine, Type C.Y.—continued.

PART No.	DESCRIPTION.	NUMBER PER CAR.	PRICE.		
			£	s.	d.
12/Y2075-6	Rear Bearing	1	11	0	pr.
12/Y2079	Bearing Cap Dowel	3		6	ea.
12/F59	Oil Level Tube	1	2	2	
12/F66	Disc for Rear Camshaft Bearing	1		6	
12/F70	Mag. Fixing Strap	1	4	5	
12/F84	Tappet Cover Knob	2	2	3	ea.
12/F88	Pump Strap Inspection Plug	1		8	
12/F67	Disc for Plugging Cylinders	2		6	ea.
12/F77	Oil Filter for Filler	1	4	0	
12/Y2090	Crankshaft	1	19	8	6
12/Y2091	Camshaft	1	5	10	0
12/Y2092	Magneto Shaft	1		9	4
12/Y2093	Starting Shaft	1		5	6
12/Y2094	Tappet	8		7	6 ea.
12/Y2094A	Tappet complete with Set Screw and Nut	8	8	3	ea.
12/Y2095	Tappet Plug Nut	8		8	ea.
12/Y2096	Magneto Chain Wheel	1	14	3	
12/Y2097	Jockey Arm Spindle	1	3	4	
12/Y2098	Starting Jaw	1	9	11	
12/Y2099	Crankshaft Chain Wheel	1	11	6	
12/Y2100	Dynamo Drive Chain Wheel	1	11	0	
12/Y2101	Crankshaft Nut (Front)	1	1	1	
12/Y2102	Valve	8	5	6	ea.
12/Y2103	Con. Rod Bolt	8	1	6	ea.
12/Y2104	Oil Level Indicator	1	4	0	
12/Y2105	Oil Feed Union Body	1	1	1	
12/Y2106	Oil Feed Dome Nut	1		6	
12/Y2107	Chain Adj. Pin	1	1	1	
12/Y2108	Jockey Spring Stud	1		6	
12/Y2109	Connecting Rod complete with Cap Bearing, Bolts and Nuts	4	1	7	6 ea.
12/Y2110	Starting Jaw Pin	1		6	
12/Y2111	Camshaft Centre Bearing Screw	1	1	8	
12/Y2112	Near Side Centre Bearing Stud (Short)	1	1	0	
12/Y2113	Offside (Ditto)	1	1	0	
12/Y2114	Crankcase Centre Bearing Nut	1		6	
12/Y2115	Union Screw for Front Bearing	1	10		
12/Y2116	Oilway Plug	1		6	
12/Y2117	Oil Gauze Tray	1	11	0	
12/Y2118	Oil Dipper Trough	4	1	6	ea.
12/Y2119	Timing Chain, 72 R.	1	11	10	

Always quote your Chassis number.



Provided by
 Not for re-sale

12/28 h.p. Engine, Type C.Y.—continued.

PART No.	DESCRIPTION.	NUMBER PER CAR.	PRICE.		
			£	s.	d.
13/Y2120	Dynamo Chain, SP 66P	1	6	1	
13/Y2121	Tab Washer	8			8 ea.
13/Y2122	Centre for Jockey Wheel	1	7		
13/Y2123	$\frac{3}{8}$ " Washer for Cylinder Head	19			9 doz.
13/Y2125A	Magnetic Wire Lead Carrier	1	5	6	
13/Y2130	Cylinder Head Stud	15			6 ea.
r3/Y2131	Cylinder Crankcase Stud	9			4 ea.
13/Y2132	Main Bearing Stud	4	1	0	ea.
13/Y2133	Rear Bearing Bolt	2	1	1	ea.
13/Y2134	Bearing Arm Stud	8			4 ea.
13/Y2135	Inlet Pipe Stud (Short) $\frac{5}{16}$ "	4			4 ea.
13/Y2136	Oil Pipe Stud	1			6
13/Y2137	Timing Cover Extension Bolt (Long)	2			6 ea.
13/Y2138	Timing Cover Extension Bolt (Medium)	2			6 ea.
13/Y2139	Timing Cover Set Pin, $\frac{1}{4}$ " \times $\frac{3}{4}$ "	35			6 ea.
13/Y2140	Bolt for Jockey Pulley	1			6
13/Y2141	Oil Pipe Stand Screw, $\frac{3}{16}$ "	2			3 ea.
13/Y2142	Slotted Nut, $\frac{1}{4}$ " B.S.F.	1			3
13/Y2143	Bolt for Wire Lead Clip, 42 m/m	2			6 ea.
13/Y2144	Peg for Jockey Arm	1			6
13/Y2150	Mag. Coupling Bolt, $\frac{1}{4}$ " \times 30 m/m	2			6 ea.
13/Y2160	Gasket	1	6	0	
13/Y2161	Exhaust Manifold Joint	2			10 ea.
13/Y2162	Inlet and Exhaust Joint	1	1	10	
13/Y2163	Inlet Joint	2			10 ea.
13/Y2164	Oil Filler Joint	1			6
13/Y2165	Water Plate Joint	2			6 ea.
13/Y2166	Water Pipe Joint	1			6
13/Y2167	Cylinder Crankcase Joint	1			7
13/Y2168	Crankcase Sump Joint (Mag. Side)	1			7
13/Y2169	Crankcase Sump Joint (Dynamo Side)	1			7
13/Y2170	Timing Cover Joint	1			7
13/Y2171	Timing Cover Extension Joint	1			6
13/Y2172	Sump Cap Joint	3			3 ea.
13/Y2173	Washer for Front Bearing Union	2			3 ea.
13/Y2174	Magneto Joint (Fabric)	1	1	10	
13/Y2180	Outside Oil Pipe Complete	1	11	0	
13/Y2181	Oil Pipes in Sump Complete	1	11	0	
13/Y2182	Oil Pipes on Pump	1	6	6	
13/Y2183	Oil Feed Pipes	1	4	5	
13/Y2184	Jockey Spring	1			6
13/Y2185	Camshaft Centre Bearing Spring	1			6
13/F24	Starting Handle Crank	1	6	10	

Always quote your Chassis number.

12/28 h.p. Engine, Type C.Y.—continued.

PART No.	DESCRIPTION.	NUMBER PER CAR.	PRICE.		
			£	s.	d.
14/F56B	Oil Filler Lid	1	1	8	
14/F103	Oil Pump Plunger	1	5	6	
14/F104	Oil Pump Pin	1		9	
14/F105A	Oil Pump Plug	1	1	1	
14/F106	Oil Pump Valve Seat	1		7	
14/F107	Oil Pump Disc	1		3	
14/F108D	Gudgeon Pin	84	4	6	ea.
14/F112	Valve Cotter	8		2	ea.
14/F113	Spring Cup	8		3	ea.
14/F115	Tappet Adjusting Screw	8		6	ea.
14/F116A	Tappet Securing Nut	1		3	
14/F121	Starting Shaft Engagement Pin	1		4	
14/F122	Starting Handle Spindle	1		6	
14/F123	Collar for Spindle	1		7	
14/F124	Starting Handle Cotter, Pin, Washer and Nut Complete	1		6	
14/F126	Nut for Con. Rod Bolt	8		3	ea.
14/F143	Starting Handle Plunger	1		6	
14/F145	Chain Wheel Clamping Bolt	4		7	ea.
14/F147	Magneto Strap Pin (Plain)	1		6	
14/F148	Magneto Strap Pin (Tapped)	1		6	
14/F149	Magneto Strap Screw	1		7	
14/F150	Pump Nut	1	1	1	
14/F152A	Dynamo Sprocket	1	7	9	
14/F167	Timing Peg	1		4	
14/F170	Valve Spring	8		9	ea.
14/F174	Starting Handle Clip Spring	1		6	
14/F175	Oil Filler Clip Spring	1		3	
14/F183	Carburetter Joint	1		7	
14/F199	Fibre Washer for Oil Lead	2		4	ea.
14/F200	Ebonite Grip Handle	1		3	3
14/F213	Dynamo Stud	3		6	ea.
14/F216	Exhaust and Inlet Stud	7		4	ea.
14/F221	Carburetter Stud	2		3	ea.
14/F223	Camshaft Front Bearing Stud	2		3	ea.
14/F227	Magneto Brkt. and Water Plate Set Pin	17		3	ea.
14/F237	Sump Bolt	14		4	ea.
14/F241	Sump Gauze Screws	12	1	1	doz.
14/F267	Dowel Pin (Rear Bearing Cap)	2		3	ea.
14/F275	Set Pin for Oil Filler and Starting Handle Spring	3		3	ea.
14/F288	Mag. Shaft Ball Race, 17 × 40 × 12	2	8	10	ea.
14/F291	Peg for Camshaft and Chain Wheel Centre	1		3	
14/F302	¼" Union Body for Oil Pipes	2		6	ea.

Always quote your Chassis number.

12/28 h.p. Engine, Type C.Y.—continued.

PART No.	DESCRIPTION.	NUMBER PER CAR.	PRICE.		
			£	s.	d.
15/F303	¼" Union Nipple	2		4	ea.
15/F304	¼" Union Nut	2		4	ea.
15/F305	¼" Ball for Pump Valve	1		2	
15/F306	Screw for Oil Filler Lid Spring	2		6	doz.
15/F312	Ball Bearing for Jockey Pulley, 15×35×11	1	7	9	
15/CX121	Chain Wheel Centre	1	5	6	
15/CX215	Jockey Chain Wheel	1	12	3	
15/CX161	Tappet Cover Stud	2		6	
15/CX158	Cylinder Head Dome Nut	15		6	ea.
15/CX57	Pump Cap, and Timing Cover Cap	1	5	6	
15/F9D	Flywheel	1	2	15	0
15/F119	Starter Gear Ring for Flywheel (105) Teeth	1	2	4	0
15/F233	Bolts for Starter Gear Ring	8		3	ea.
15/F262	Flywheel Key	1		6	
15/F162B	Locking Plate for Flywheel	1		6	
15/F240	Screw for Locking Plate	1		4	doz.
15/F117A	Crankshaft Nut	1	12	8	
15/F513	Clutch Cone, with Lining and Rivets	1	2	15	0
15/F45	Clutch Cone	1	1	13	6
15/F192	Lining for Clutch Cone	1	13	3	
15/F309	Rivets for Clutch Lining	12		6	doz.
15/F307	Bearing for Clutch Cone	1	9	11	
15/F172	Clutch Spring	1	3	3	
15/F72B	Adapter for Clutch Spring	1	7	9	
15/F235	Bolts for Clutch Centre	6		3	ea.
15/F10A	Clutch Ring for Flywheel	1	1	7	6
15/F232	Bolts for Clutch Ring	8		3	„

Always quote your Chassis number.

Fan Parts for 12/28 h.p. Engine, Type C.Y.

PART No.	DESCRIPTION.	NUMBER PER CAR.	PRICE.		
			£	s.	d.
16/32125	Fan and Pulley Combined	1	14	3	
16/30717	Ball Race for Fan	2	4	6	ea.
16/30881	Bearing Distance Piece for Fan	1	1	0	
16/30860	Lubricator for Fan	1		6	
16/30884	Spindle for Fan	1	4	6	
16/30882	Rear Dust Cover for Fan	1	2	6	
16/2043	Washer for Front of Spindle	1		1	
16/4835	Nut for Front of Spindle	1		1	
16/30850	Front Dust Cover for Fan	1	2	6	
16/30883	Eccentric for Fan	2	2	6	
16/2083	Spring Washer for Rear of Fan	1		1	
16/809	Nut for Rear of Fan	1		1	
16/Y2046	Fan Bracket and Bottom Water Pipe Combined	1	1	7	6
16/Y2046A	Fan Bracket Bolts for Timing Case	4		2	ea.
16/30878	Fan Belt	1	10	0	
16/Y2009	Fan Bearing Housing	1	1	3	0
16/Y2034A	Front Timing Cover	1	2	8	6
16/Y2145	Dynamo Chain Wheel (For Fan Drive)	1	13	3	
16/Y2146	Bolt Fan Pulley	1	5	6	
16/Y2147	Screw for Bearing Housing	3		6	ea.
16/Y2148	Pulley Ball Race	1	10	6	
16/Y2080	Fan Pulley	1	11	0	

Always quote your Chassis number.

Special Parts fitted on 12/28 h.p. Models only.

PART No.	DESCRIPTION.	NUMBER PER CAR.	PRICE.		
			£	s.	d.
17/32119	Engine Arm, LH (N/S)	1	7	6	
17/32120	Engine Arm (Supporting Starter) RH (O/S)	1	9	6	
17/32102	Starter Bracket	1	17	6	
17/31692	Bolts for Engine Arm and Starter Bracket ...	2		2	ea.
17/31691	Bolts for Starter Bracket	2		2	ea.
17/32491	Carburetter Control Shaft and Lever ...	1	3	0	
17/32303	Support for Carburetter Crank Lever with Pivot Pin, 1926	1	1	6	
17/33109	Support for Carburetter Crank Lever with Pivot Pin, 1927	1	1	6	
17/32490	Carburetter Control Rod	1		3	
17/32493	Control Clip for Bottom of Column ...	1	1	9	
17/32115	Throttle Bell Crank Lever	1	1	3	
17/32119	Magneto Control Bracket	1		9	
17/32222	Magneto Control Cross Rod	1		6	
17/32482	Magneto Control Shaft	1	1	0	
17/32120	Magneto Control Shaft Lever	2		6	ea.
17/32218	Magneto Control Shaft Spring	1		2	
17/32221	Magneto Connecting Link	1		2	
17/32488	Petrol Pipe	1	6	6	
17/32815	Exhaust Pipe	1	3	3	
17/32515	Undershield, 1926	1	17	6	
17/32813	Undershield, 1927	1	17	6	
17/31418	Rear Spring, 1926	2	1	2	6 ea.
17/32806	Rear Spring, 1927	2	1	2	6 ea.
17/31817	Flexible Shaft for Speedometer Drive, 9' 0"	1	1	9	3
17/32306	Steering Wheel, 17"	1	1	13	0
17/32438	Luggage Grid	1	2	10	0
17/31645	Rear Number Plate Clip	2		2	ea.
17/31816	Clip for Speedometer Flex	3		3	ea.
17/31704	Clip for Speedometer Flex to Torque Tube ...	2		2	ea.
17/32520	Front Wing, R.H., 1926	1	2	7	6
17/32521	Front Wing, L.H., 1926	1	2	7	6
17/32539	Front Wing, R.H., 1927	1	2	7	6
17/32538	Front Wing L.H., 1927	1	2	7	6

Always quote your Chassis number.

Engine (Ball Bearing Type) 1923/1924 Models only.

PART No.	DESCRIPTION.	NUMBER PER CAR.	PRICE.		
			£	s.	d.
18/F4A	Timing Case	1	3	4	6
18/F21	Flywheel End Cover	1	1	2	0
18/F286	Crankshaft Ball Race, 40 × 110 × 27	2	1	12	0 ea.
18/F92	Crankshaft	1	9	7	0
18/F256	Camshaft Ball Race Clip	1			3
18/F287	Camshaft Ball Race (Front), 25 × 52 × 15	1		11	0
18/F288	Camshaft Ball Race (Rear), 17 × 40 × 12	1		8	9
18/F91	Camshaft	1	4	2	6
18/F95A	Crankshaft Chain Wheel	1		18	9
18/F96A	Camshaft Chain Wheel	1	1	2	0
18/F99	Camshaft Chain Wheel Centre	1		5	6
18/F102	Camshaft Rear Bearing Housing	1		5	6
18/F142	Camshaft Bearing Clip	1			3
18/F236	Camshaft Bearing Clip Set Pin	1			4
18/F73	Oil Pipe Tee Piece	1		2	9
18/F86	Elbow on Timing Case	1		1	0
18/F83	Oil Pipe to Timing Cover	1		6	0
F31G	TIMING COVER PLATE	1		1-5-0	

Always quote your Chassis number.

Magneto.

PART No.	DESCRIPTION.	NUMBER PER CAR.	PRICE.		
			£	s.	d.
19/30866	Magneto Lucas Type G.C. 4 Clockwise ...	1	8	0	0
	Contact Breaker complete ...	1	1	16	0
	Long Platinum Screw for Contact Breaker ...	1		10	6
	Short Platinum Screw for Contact Breaker ...	1		10	6
	Square Rotor Carbon with Spring ...	1			8
	High Tension Leads, 19" Long ...	4	3	0	set.
19/F190	Fibre Block for High Tension Leads ...	1	1		2
19/F240	Screw for Fibre Block ...	1			4 doz.
19/F514	Magneto Strap, with screws ...	1	6		0
19/F70	Magneto Strap (only) ...	1	4		3
19/F147	Magneto Strap Pin (plain) ...	1			4
19/F148	Pin for Magneto Strap (tapped) ...	1			4
19/F149	Screw for Magneto Strap ...	1			6

Carburetter.

PART No.	DESCRIPTION.	NUMBER PER CAR.	PRICE.		
			£	s.	d.
19/31714	Carburetter Cox "Atmos" B Type, No. 26 (11 h.p.) ...	1	5	10	0
19/32123	Carburetter Cox "Atmos" B Type, No. 30 (12/28 h.p.) ...	1	6	0	0
	Float ...	1		4	0
	Filter Gauze Disc ...	1			6
	Pilot Jet, Adjustable Type complete <i>only</i> ...	1	1		6
	Main Jet, Fixed Type complete sizes 90, 95, 100, etc. ...	1		2	6
	Fibre Washer for Jet Body $\frac{9}{16}$ " dia. \times $\frac{31}{32}$ " dia. ...	3			2 for 3

Always quote your Chassis number.

Clutch Shaft.

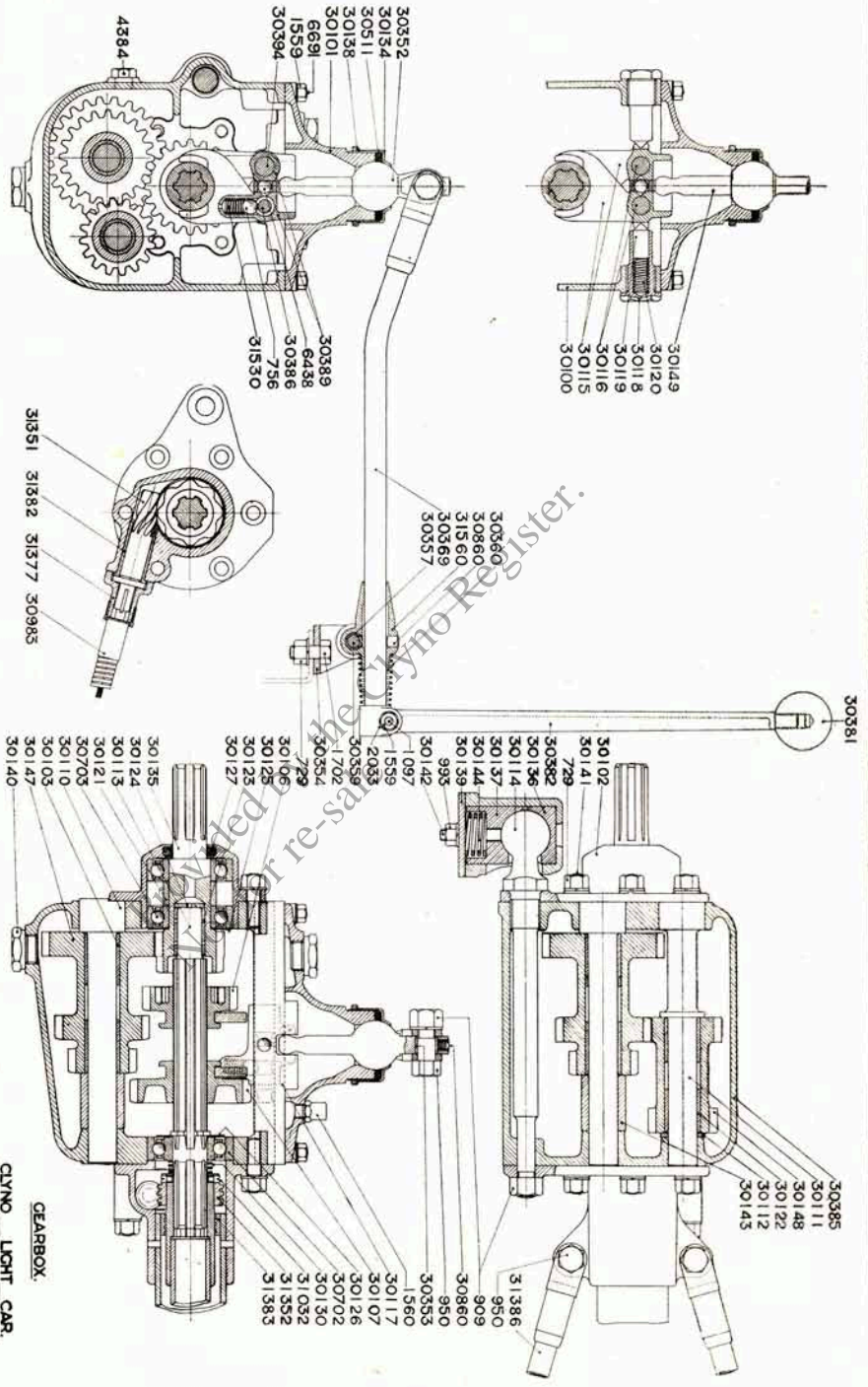
PART No.	DESCRIPTION.	NUMBER PER CAR.	PRICE.			
			£	s.	d.	
20/30145	Clutch Shaft with Spider	1	18	0		
20/30861	Clutch Thrust Inner Race	} For Cars Chassis up to No. 4900	1	6	9	
20/30862	Clutch Thrust Outer Race		1	6	9	
20/1561	$\frac{5}{16}$ " dia. Balls for Thrust Race		19	1	2	set.
20/7314	Oil Hole Cover		1		4	
20/5478	Screw for Oil Hole Cover	1		1		
20/30893	Clutch Shaft, with spider	1	18	6		
20/30715	Clutch Thrust Race ...	} For Cars over No. 4900	1	10	3	
20/32101	Cover for Clutch Thrust Race		1	4	9	
20/32103	Washer for Clutch Thrust Race		1		2	
20/31398	Grease Adapter for Gun		1		6	
20/30865	Clutch Universal Joint Spider (Engine End)	1	7	0		
20/31117	Pin for Spider	1		3		
20/30863	Locking Nut for Thrust Race	1	1	0		
20/30864	Spring Ring for Lock Nut	1		2		
20/30161	Flexible Joints	2	8	0	ea.	
20/30163	Bolts for Flexible Joints	9		2	"	
20/2034	Washers for Flexible Joint Bolts	12		3	doz.	
20/2101	Castle Nuts for Flexible Joints	12		1	ea.	
20/2060	Split Pin for Flexible Joints	12		2	doz.	
20/30151	Clutch Flange	1	8	9		
20/30156	Studs for Clutch Flange	3		2	ea.	
20/30150	Universal Joint Spider on Gear Shaft ...	1	4	9		

30751 CLUTCH RACE COMP Modified Clutch Shaft. 1 15/-

20/33108	Clutch Shaft with Spider (Overall length, 15 $\frac{1}{4}$ ")	1	18	6	
20/C422	Grease Adapter for Gun	1		6	
20/33110	Clutch Flange with Oil Retaining Disc ...	1	4	0	
20/33104	Studs for Clutch Flange	3		4	ea.

33109 HARDENED WASHER FOR FLANGE 6

Always quote your Chassis number.



Gear Box.

PART No.	DESCRIPTION.	NUMBER PER CAR.	PRICE.		
			£	s.	d.
21/30100	Gear Box Body for Cars up to No. 3800 ...	1	2	7	6
21/30385	Gear Box Body for Cars over No. 3800 ...	1	2	7	3
21/6691	Stud for Top Cover, $\frac{1}{4}$ " B.S.F. ...	8			1 ea.
21/1559	Nut for Gear Box Top Cover, $\frac{1}{4}$ " B.S.F. ...	8			1 "
21/2033	Plain Washer for Top Cover Studs ...	8			1 "
21/30141	Stud for Front and Rear Covers, $\frac{3}{8}$ " B.S.F. ...	10			2 "
21/729	Nut for Front and Rear Covers, $\frac{3}{8}$ " B.S.F. ...	12			1 "
21/31380	Stud for Rear Cover (long), $\frac{3}{8}$ " B.S.F. ...	2			2 "
21/2082	Spring Washer for ditto ...	12			1 "
21/30140	Drain Plug, $\frac{1}{2}$ " Gas ...	1			6
21/4384	Plug for Oil Level, $\frac{1}{4}$ " Gas ...	1			3
21/30165	Gear Box Body 30100, assembly as above ...		2	15	6
21/30384	Gear Box Body 30385, assembly with Part Numbers 6691, 30141, 30104, 4384, 31380		2	15	6
21/30101	Top Cover ...	1		11	3
21/30140	Plug for Top Cover, $\frac{1}{2}$ " Gas ...	1			6
21/1560	Ball Release Valve, $\frac{1}{8}$ " Gas Thread ...	1			4
21/30147	Layshaft Gear, with P.B. Bushes ...	1	1	19	3
21/30103	Bush only, for Layshaft Gear ...	2		2	3 ea.
21/30110	Layshaft ...	1		8	3
21/30143	Distance Piece for Layshaft ...	1		2	3
21/30148	Reverse Gear, with P.B. Bushes 30122 ...	1	1	12	6
21/30122	Bushes only for Reverse Gear ...	2		4	0 ea.
21/30111	Reverse Shaft ...	1		7	9
21/30112	Hardened Washer for Reverse Shaft ...	1			7
21/30135	Sleeve Gear ...	1	1	19	9
21/30124	Thrust Washer inside Sleeve Gear ...	1			7
21/30123	Bush for Sleeve Gear ...	1		3	0
21/30125	Oil Thrower for Sleeve Gear ...	1			2
21/30703	Ball Bearing for Sleeve Gear ...	2		12	3 ea.
21/30121	Distance Piece for Sleeve Gear Bearing ...	1			9
21/30102	Front Cover for Gear Box ...	1		12	0
21/30127	Felt Washer for Front Cover ...	1			1
21/30113	Main Shaft ...	1		18	9
21/30126	Oil Thrower for Main Shaft ...	1			2
21/30702	Ball Bearing for Main Shaft ...	1		13	3
21/30107	Third and Reverse Sliding Gear ...	1	1	5	0
21/30106	Second and Top Speed Sliding Gear ...	1	1	2	0
21/30117	Gate Plate between Change Speed Forks ...	1		5	0
21/6438	Ball for Stop Plate, $\frac{3}{8}$ " diam. ...	1			1

Always quote your Chassis number.

Gear Box—continued.

PART No.	DESCRIPTION.	NUMBER PER CAR.	PRICE.	
			£	s. d.
22/30115	Striking Fork (Steel) ...	2	16	6 ea.
22/30116	Shaft for Steel Striking Fork	} For Cars 2 up to 2 No.3800 2	1	6 "
22/30118	Adapter for Striking Fork Plunger		9	"
22/30119	Plunger for Striking Fork ...		4	"
22/30120	Plunger Spring for Striking Fork	2	3	"
22/30389	Striking Fork (Gun Metal) ^{3/5} 80	} For 2 Cars 1	6 9	" 8/6
22/30386	1st and Reverse Striking Fork Shaft		3	
22/30394	2nd and Top Speed Striking Fork Shaft	} over 1 No. 2	3	6 "
22/31530	Striking Fork Spring ...		2	2 "
22/756	Ball for Striking Fork, $\frac{7}{16}$ " diam.	} 3800 2	2	"
22/31581	Plunger Ball Socket for G.M. Forks ...		2	6 "
22/31582	Lock Washer for Socket ...	2	1	"
22/30114	Support Ball for Gear Box ...	1	12	6
22/909	Nut for Gear Box Support Ball, $\frac{1}{2}$ " B.S.F. ...	1	1	
22/30167	Change Speed Lever ...	} For 1 Central 1	15	0
22/30132	Steel Ball at top of Lever ...		2	6
22/745	Countersunk Screw for Top Ball change only	1	3	
22/30134	Screwed Cap for Change Speed Lever ...	1	2	6
22/30511	Felt Washer for Screwed Cap ...	1	2	
22/30138	Lock Ring for Screwed Cap ...	1	2	0

Gear Box (R.H. Change Speed Control).

PART No.	DESCRIPTION.	NUMBER PER CAR.	PRICE.	
			£	s. d.
22/30369	Change Speed Rod, with Fork End complete	1	4	0
22/30352	Gear Box Change Speed Lever ...	1	3	9
22/30134	Screwed Cap for Gear Box Cover ...	1	2	6
22/30511	Felt Washer for Gear Box Screwed Cap ...	1	2	
22/30353	Bush for Gear Box Lever Fulcrum Pin ...	1	3	
22/950	Fulcrum Pin for Fork End, $\frac{1}{2}$ " B.S.F. ...	1	6	
22/909	Nut for ditto, $\frac{1}{2}$ " B.S.F. ...	1	1	
22/2084	Spring Washer for ditto, $\frac{1}{2}$ " ...	1	1	
22/31560	Change Speed Swivel, with Bush ...	1	3	0
22/30357	Bush only ...	1	4	
22/30860	Oiler for Lever and Swivel ...	2	6	ea.
22/30354	Bracket on Frame for Swivel ...	1	6	
22/1702	Bolt for Bracket to Frame, $\frac{3}{8}$ " B.S.F. ...	1	2	
22/2082	Spring Washer, $\frac{3}{8}$ " ...	1	1	
22/729	Nut for Bracket Bolt, $\frac{3}{8}$ " B.S.F. ...	1	1	
22/30359	Fulcrum Pin for Swivel, $\frac{3}{8}$ " B.S.F. ...	1	6	
22/4835	Nut for ditto, $\frac{3}{8}$ " B.S.F. ...	1	1	
22/30360	Spring for Change Speed Rod ...	1	2	
22/30382	Change Speed Lever ...	1	3	3
22/30381	Black Ball for Change Speed Lever ...	1	6	
22/1097	Cotter for Change Speed Lever ...	1	2	
22/2033	Washer for Cotter Nut, $\frac{1}{4}$ " diam. ...	1	1	
22/1559	Nut for Cotter, $\frac{1}{4}$ " B.S.F. ...	1	1	

Always quote your Chassis number.

Torque Tube and Propeller Shaft, 1924/1925 Models.

PART No.	DESCRIPTION.	NUMBER		PRICE.		
		PER	CAR.	£	s.	d.
23/31390	Torque Tube, with Rear and Front Flange, Bush for Spiral Pinion and Oil Retainer complete	1		2	16	3
23/31383	Oil Retainer for Front End of Torque Tube	1		2		3
23/31388	Propeller Shaft, complete with Splined Ends	1		1	1	0
23/31352	Spiral Gear for Speedometer Drive, with Locating Pegs	1		5		0
23/30130	Spring for Gear Box End of Propeller Shaft	1				3
23/31351	Spiral Pinion for Speedometer Drive ...	1		5		0
23/31382	Bush for Spiral Pinion	1		3		9
23/31377	Cap for Torque Tube Flange Front ...	1		3		0
23/1359	Set Screw for above Cap, $\frac{1}{4}$ " B.S.F. ...	2				2 ea.
23/2080	Spring Washer, $\frac{1}{4}$ " diam.	2				1 ,,
23/31386	Tie Rod, with Fork End	2		11		6 ,,
23/950	Bolt, $\frac{1}{2}$ " B.S.F. \times $1\frac{3}{8}$ " long, for Tie Rod Fork	2				6 ,,
23/2084	Spring Washer for ditto, $\frac{1}{2}$ "	2				1 ,,
23/909	Nut for Fork Bolt, $\frac{1}{2}$ " B.S.F.	2				1 ,,
23/2108	Nut for Tie Rod End, $\frac{5}{8}$ " B.S.F.	6				2 ,,
23/31361	Torque Tube with flanges	1		2	7	0
23/30075	Tie Rod Bracket Front	2		3	0	ea.
23/30104	Stud for Tie Rod Bracket, $\frac{3}{8}$ " B.S.F.	4				6 ,,
23/31379	Tie Rod, with Fork End, etc., complete with Bolt and Nuts	2		14	3	,,
23/30128	Leather Cup Washer for Propeller Shaft	1				6
23/30129	Steel Washer for Cup Washer	1				2
23/30130	Spring for Front End of Propeller Shaft	1				3

Used only on 1924 Cars Front Wheel Speedometer Drive

Always quote your Chassis number.

Torque Tube and Propeller Shaft, 1926 Models.

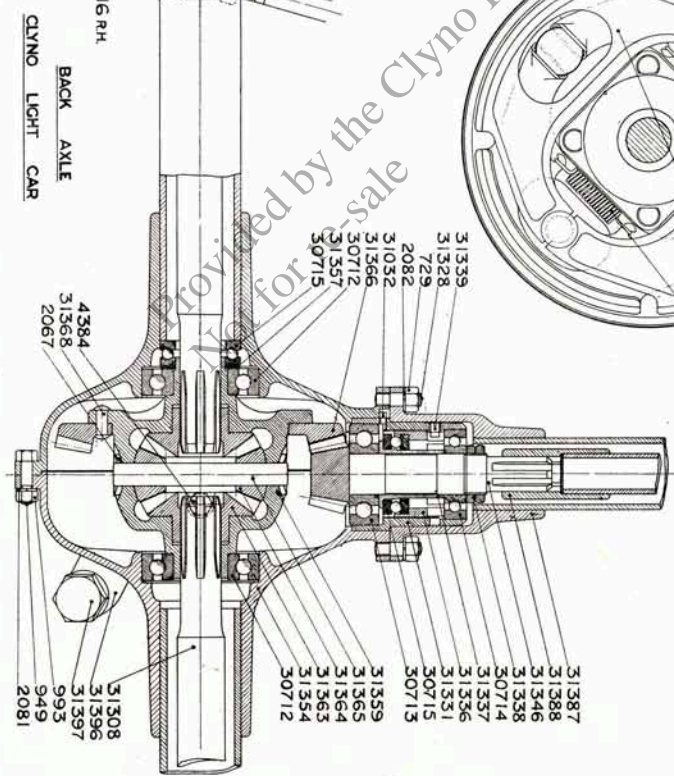
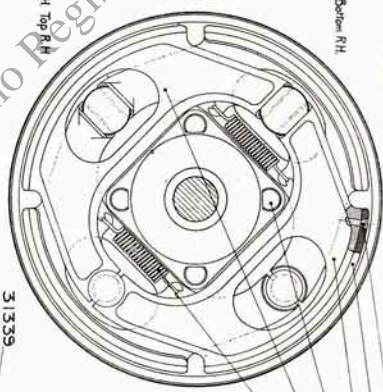
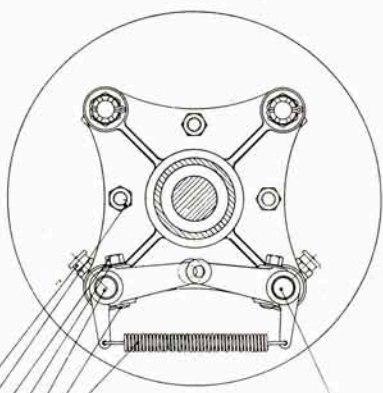
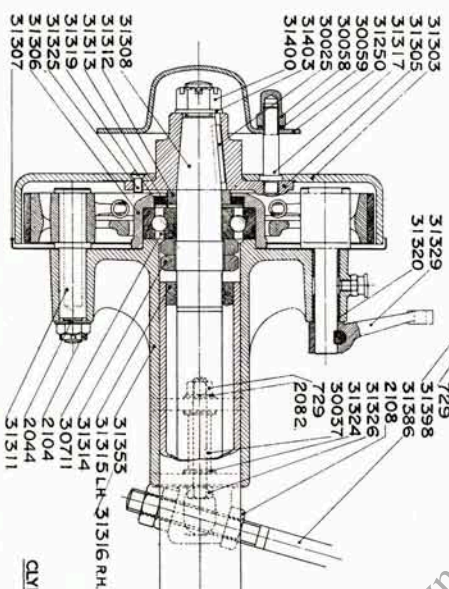
PART No.	DESCRIPTION.	NUMBER PER CAR.	PRICE.		
			£	s.	d.
24/32430	Torque Tube with Front and Rear Flanges and Oil Retainer	1	2	16	3
24/32468	Oil Retainer for Torque Tube	1		2	3
24/32432	Propeller Shaft complete with Splined ends	1	1	1	0
24/31680	Sleeve for Speedometer Gear Spindle ...	1		2	0
24/31679	Spindle for Speedometer Gear	1		6	6
24/1241	Bolts for Gear Cover	4			1 ea.
24/2033	Washer for End of Spindle	1			1
24/6669	Castle Nut for End of Spindle	1			1
24/2060	Split Pin for Castle Nut	1			1
24/2048	Washers for Bolts of Gear Cover	4			1 ea.
24/31676*	Speedometer Gear on Spiral Pinion (24 Teeth)	1		3	6
24/31706*	Speedometer Gear on Spiral Pinion (23 Teeth)	1		3	6
24/31677*	Speedometer Gear on Spindle (24 Teeth) ...	1		5	3
24/31712*	Speedometer Gear on Spindle (23 Teeth)	1		5	3
24/31707*	Speedometer Gear on Spindle (25 Teeth)	1		5	3
24/31675*	Speedometer Gear Cover for 24/24 and 25/23 Teeth Gears	1		10	6
24/31713*	Speedometer Gear Cover for 23/24 Teeth Gears	1		10	6
24/31682	Locating Peg for Speedometer Gear	1			1
24/31701	Distance Washer for Speedometer Gear ...	1			1

*NOTE.—It is most important that all orders for new speedometer gears or gear covers should be accompanied by the old part or alternately the numbers of teeth on both gears should be clearly stated.

Modifications on 1927 Models.

24/32632	Torque Tube with Rear and Front Flange, Bush for Spiral Pinion and Oil Retainer complete	1	2	17	3
24/32634	Prop. Shaft complete with Splined Ends ...	1	1	2	6
24/32636	Tie Rod with Fork End	2		12	6 ea.

Always quote your Chassis number.



Provided by the Clyno Register.
for sale

Back Axle.

PART No.	DESCRIPTION.	NUMBER PER CAR.	PRICE.		
			£	s.	d.
25/31354	Half Axle Case, Axle Tube, End Bracket, Right Hand(Off Side)	1	4	15	0
25/31353	Half Axle Case, Axle Tube, End Bracket, Left Hand (Near Side)	1	4	15	0
25/31316	Oil Retainer, Right Hand (Off Side) ...	1		2	3
25/31315	Oil Retainer, Left Hand (Near Side) ...	1		2	3
25/31396	Oil Filler Elbow (1924, 30061)	1		2	9
25/31397	Screwed Plug for Oil Filler (1924, 30140) ...	1			6
25/4384	Screwed Plug for Axle Case, $\frac{1}{4}$ " Gas ...	1			3
25/31320	Bush for Brake Cam Spindle	8		4	ea.
25/31328	Stud for Torque Tube Flange, $\frac{3}{8}$ " B.S.F. ...	6		2	"
25/729	Nuts for Torque Tube Flange, $\frac{3}{8}$ " B.S.F. ...	6		1	"
25/2082	Spring Washer for Nut, $\frac{3}{8}$ " B.S.F.	6		1	"
25/31326	Bolt for Spring Anchor, $\frac{3}{8}$ " B.S.F.	2		3	"
25/729	Nut for above, $\frac{3}{8}$ " B.S.F.	2		1	"
25/2082	Washer for above	2		1	"
25/30037	Bush for Spring Anchor Bolt	2		3	"
25/31324	Side Plate for Spring Bush	4		2	"
25/31398	Grease Gun Adapter (1924, 31349)	4		6	"
25/31307	Dust Cover for Brake Drum	2		1	6 "
25/31311	Brake Shoe Swivel Pin	4		1	9 "
25/2044	Washer for Swivel Pin Nut	4		1	"
25/2104	Castle Nut for Swivel Pin, $\frac{1}{2}$ " B.S.F. ...	4		2	"
25/2066	Split Pin for above	4		1	"
25/31309	Brake Cam No. 1, Near Side Top, Off Side Bottom	2		6	0 "
25/31310	Brake Cam No. 2, Near Side Bottom, Off Side Top	2		6	0 "
25/31329	Brake Cam Lever	4		2	0 "
25/1097	Cotter for ditto	4		2	"
25/2048	Washer for Cotter	4		1	"
25/1559	Nut for Cotter, $\frac{1}{4}$ " B.S.F.	4		1	"
25/31371	Brake Shoe (No. 1), with Cam Face and Lining	4		7	9 "
25/31372	Brake Shoe (No. 2), with Cam Face and Lining	4		7	9 "
25/31321	Lining only for Brake Shoe	8		1	6 "
25/1565	Rivets for Brake Shoe Lining (8 per Lining)	64		3	lin.
25/31323	Spring for Brake Shoe	8		2	ea.
25/7457	Spring for Cam Lever	2		3	"
25/31359	Differential Housing	1	1	14	3

IMPORTANT NOTE.—When ordering Spiral Bevel Pinions and Crown Wheels, always state the number of teeth on each gear. It is necessary to order these parts in pairs and return the Differential Gear Housing for the attachment of the new Crown Wheel. Other parts can be ordered separately but the damaged part should be returned.

Always quote your Chassis number.

Back Axle—continued.

PART No.	DESCRIPTION.	NUMBER PER CAR.	PRICE.		
			£	s.	d.
26/31345/6	Differential, complete with Spiral Bevel. Pinion Ratio 4.55 to 1	1	9	3	6
26/31346	Spiral Bevel Pinion, 9 Teeth	1	1	6	6
26/31366	Differential Crown Wheel, 41 Teeth	1	3	10	6
26/31453	Differential, complete with Spiral Bevel. Pinion Ratio 4.77 to 1	1	9	3	6
26/31451	Spiral Bevel Pinion, 9 Teeth	1	1	6	6
26/31452	Differential Crown Wheel, 43 Teeth	1	3	10	6
26/31708	Differential, complete with Spiral Bevel. Pinion Ratio 5 to 1	1	9	3	6
26/31710	Spiral Bevel Pinion, 8 Teeth	1	1	6	6
26/31709	Differential Crown Wheel, 40 Teeth	1	3	10	6
26/31363	Differential Wheel	2	13	9	ea.
26/31364	Differential Pinion	2	10	3	„
26/31365	Fulcrum Pin for Pinion	1	2	9	
26/2067	Split Pin for Fulcrum	2		1	
26/30712	Differential Ball Bearing, $1\frac{1}{2}'' \times 3\frac{1}{4}'' \times \frac{3}{4}''$	2	15	3	
26/30715	Differential Ball Thrust Race	1	10	3	
26/31357	Packing Shims for Differential Thrust. As reqd.			1	
26/30713	Large Bearing for Pinion, $1\frac{1}{8}'' \times 2\frac{1}{8}'' \times \frac{1}{8}''$	1	14	6	
26/31337	Distance Sleeve for Pinion	1	4	2	
26/30715	Thrust Race for Pinion	1	12	0	
26/31331	Bearing Housing for Pinion	1	11	0	
26/31032	Dowel for Pinion Bearing Housing	1		1	
26/31336	Pinion Adjusting Screwed Sleeve	1	5	0	
26/30714	Pinion Small Bearing, $1\frac{1}{8}'' \times 2\frac{1}{2}'' \times \frac{5}{8}''$	1	11	9	
26/31338	Pinion Lock Nuts	2	4	ea.	
26/31339	Locating Screw for Adjusting Sleeve	1	1		
26/949	Bolt for Axle Case, $\frac{5}{16}''$ B.S.F. $\times 1\frac{1}{4}''$ long	9	2	„	
26/2081	Spring Washer for Axle Case	9	1	„	
26/993	Nut for Axle Case Bolt, $\frac{5}{16}''$ B.S.F.	9	1	„	
26/31306	Rear Hub Bearing Housing	2	4	6	„
26/31319	Felt Washer	2	2	„	
26/31312	Rear Hub Bearing Distance Piece	2	6	„	
26/31313	Felt Washer Retaining Plate	2	2	„	
26/30711	Rear Hub Bearing	2	17	6	„

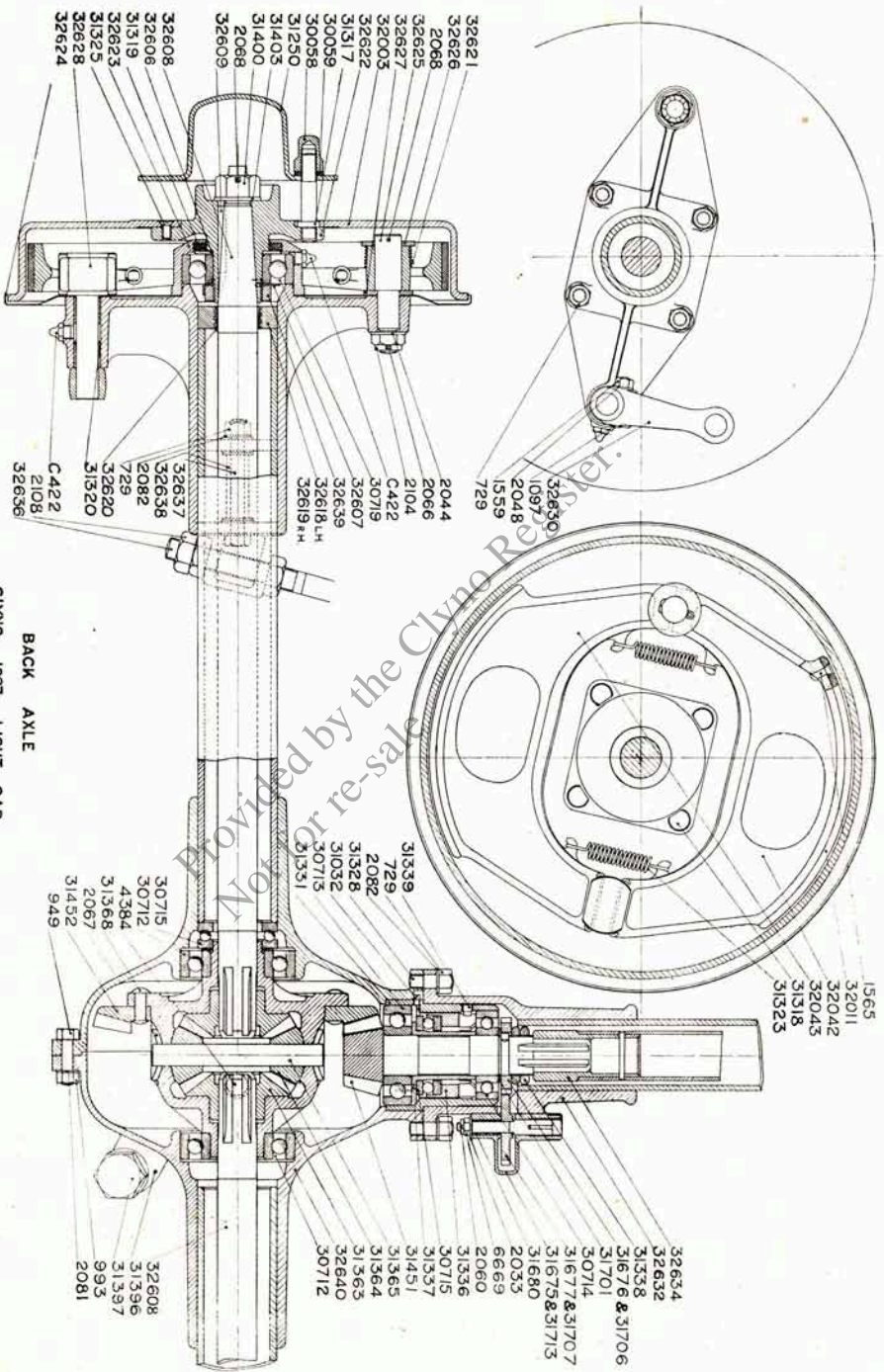
Always quote your Chassis number.

Back Axle—continued.

PART No.	DESCRIPTION.	NUMBER PER CAR.	PRICE.			ea.
			£	s.	d.	
27/31308	Axle Shaft	2	1	3	6	ea.
27/30025	Key for Rear Wheel Hub	2			7	"
27/31305	Rear Hub	2		17	0	" "
27/31317	Studs for Road Wheel	8			7	"
27/31403	Washer for Axle Shaft (1924, 6671) ...	2			1	"
27/31400	Slotted Nut for Axle Shaft (1924, 30022) ...	2			3	"
27/2068	Split Pins for Axle Shaft Nut	2			1	"
27/31314	Lock Nut for Wheel Bearing	4			7	"
27/31374	Rear Hub, complete with Bearing and Axle Shaft	2	3	19	0	"
27/31318	Bolt for Wheel Bearing Housing	8			3	"
27/2082	Spring Washer for ditto	8			1	"
27/729	Nut for ditto, $\frac{3}{8}$ " B.S.F.	8			1	"
27/31303	Brake Drum	2		8	9	" "
27/31325	Countersunk Screws, $\frac{1}{4}$ " B.S.F. for Brake Drum	4			1	"

Provided by the Clyno Register.
Not for re-sale

Always quote your Chassis number.



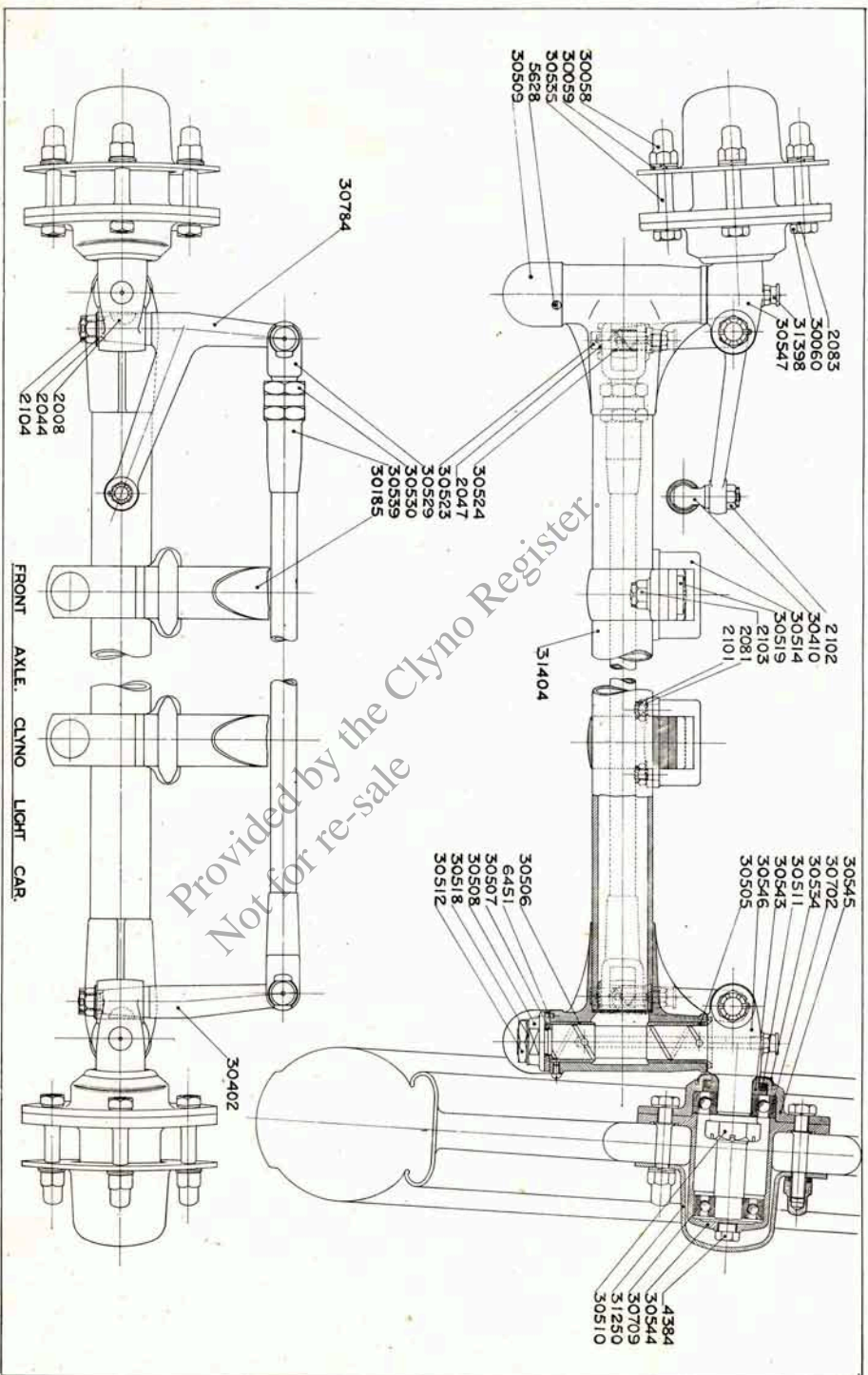
BACK AXLE
 CLYNO 1927 LIGHT CAR

Back Axle—continued.

Modified Parts on 1927 Models.

PART No.	DESCRIPTION.	NUMBER PER CAR.	PRICE.		
			£	s.	d.
27A/32640	Half Axle Case, Axle Tube, End Bracket Right Hand (off side)	1	4	5	0
27A/32641	Half Axle Case, Axle Tube, End Bracket Left Hand (near side)	1	4	5	0
27A/32619	Oil Retainer (R.H.) Off Side	1		2	3
27A/32618	Oil Retainer (L.H.) Near Side	1		2	3
27A/31320	Bush for Brake Cam Spindle	4			4 ea.
27A/32637	Bolt for Spring Anchor, $\frac{3}{8}$ " B.S.F.	2		6	"
27A/32638	Bush for Spring Anchor Bolt	2		4	"
27A/C422	Grease Gun Adapter	2		6	"
27A/32624	Dust Cover for Brake Drum	2	1	9	"
27A/32625	Brake Shoe Swivel Pin	2	1	9	"
27A/32626	Brake Shoe Swivel Pin Washer ($\frac{3}{4}$ " Dia.)	2		1	"
27A/32627	Brake Shoe Swivel Pin Washer ($\frac{5}{8}$ " Dia.)	2		1	"
27A/2068	Split Pin for above	2		1	"
27A/2044	Washer for Swivel Pin Nut	2		1	"
27A/2104	Castle Nut for Swivel Pin, $\frac{3}{8}$ " B.S.F.	2		2	"
27A/2066	Split Pin for above	2		1	"
27A/32628	Brake Cam	2	6	0	"
27A/32630	Brake Cam Lever	2	2	0	"
27A/1097	Cotter for above	2		2	"
27A/1559	Nut for Cotter, $\frac{1}{4}$ " B.S.F.	2		1	"
27A/32646	Rear Hub complete with Bearing Housing and Axle Shaft	2	4	0	0
27A/32050	Brake Shoe No. 1, with Cam Face and Lining	2	17	6	"
27A/32051	Brake Shoe No. 2, with Cam Face and Lining	2	17	6	"
27A/32011	Lining only for Brake Shoe	4		2	4
27A/1565	Rivet for Brake Shoe Lining (8 per lining) ...	32	3d. per		lining.
27A/31323	Spring for Brake Shoe	4		2	ea.
27A/32621	Swivel Spring for Brake Shoe	2		2	"
27A/32623	Rear Hub Bearing Housing	2	4	6	"
27A/32606	Felt Washer Retainer Plate	2		3	"
27A/30719	Rear Hub Bearings	2	19	6	"
27A/32608	Axle Shaft	2	1	3	6
27A/32609	Key for Rear Hub	2		7	"
27A/32622	Rear Hub	2	17	0	2
27A/C422	Nipple for Grease Gun	2		6	"
27A/32620	Sleeve for Axle Shaft	2		10	"
27A/32639	Lock Nut for Wheel Bearing	2		7	"
27A/32607	Tab Washer for Rear Hub	2		1	"
27A/32003	Brake Drum	2	17	6	"

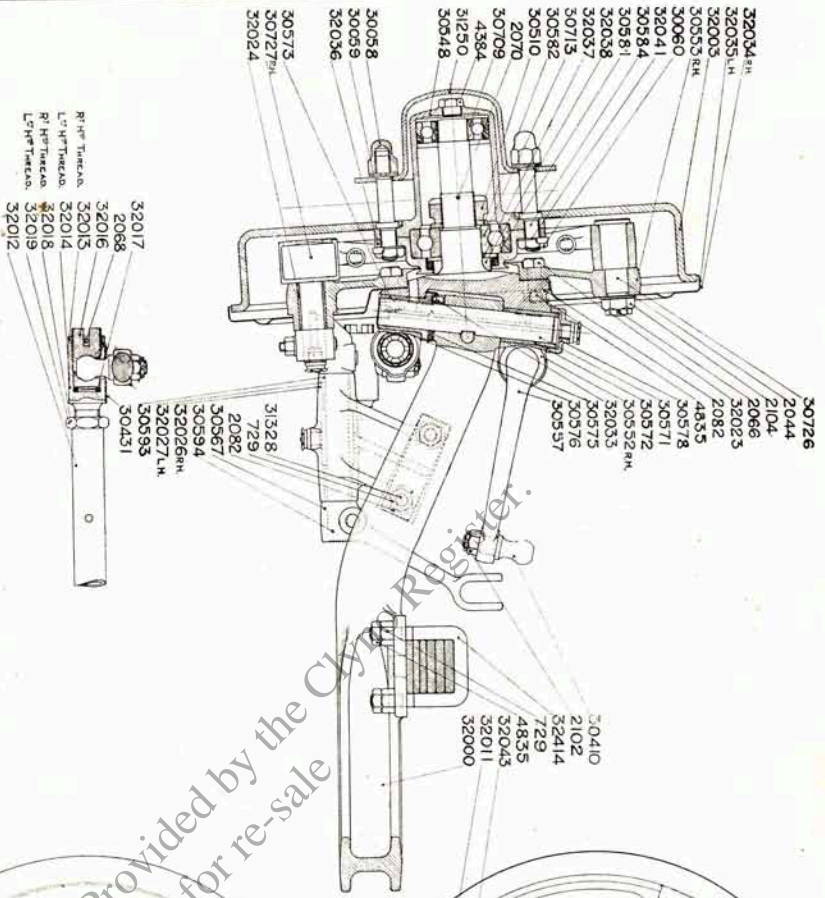
Always quote your Chassis number.



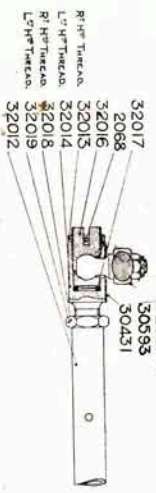
Front Axle, 1924/25 Models.

PART No.	DESCRIPTION.	NUMBER PER CAR.	PRICE.		
			£	s.	d.
28/31405	Front Axle Beam, with Spring Pads, Steering Heads and Bushes	1	5	0	0
28/30505	Top Bush for Swivel	2	6	0	ea.
28/30506	Bottom Bush for Swivel	2	4	0	"
28/30546	Axle Swivel (Left Hand), Near Side	1	1	2	0
28/30547	Axle Swivel (Right Hand), Off Side	1	1	2	0
28/30543	Distance Piece for Swivel	2	2	3	"
28/30545	End Cover for Hub Shell	2	9	6	"
28/30511	Felt Washer for Hub End Cover	2		2	"
28/30702	Large Ball Bearing for Front Hub	2	13	3	"
28/30510	Nut for Ball Bearing	2		10	"
28/2070	Split Pin for ditto, $\frac{1}{8}$ " \times $1\frac{3}{4}$ "	2		1	"
28/30534	Small Dust Cover for End Cover	2		4	"
28/30544	Front Hub Shell	2	17	6	"
28/30535	Studs for Front Wheel	8		4	"
28/30060	Nut for Front Wheel Studs, $\frac{7}{16}$ " Whit.	8		1	"
28/2083	Spring Washer for ditto, $\frac{7}{16}$ " diam.	8		1	"
28/4384	Oil Plug for Hub Shell, $\frac{1}{4}$ " Gas	2		3	"
28/30709	Small Bearing for Front Hub	2	10	9	"
28/30507	Swivel Thrust Washer, Phosphor Bronze	2	1	6	"
28/6451	Swivel Thrust Washer Peg, $\frac{1}{8}$ " \times $\frac{5}{16}$ "	2		1	"
28/30508	Hardened Swivel Thrust Nut	2	2	3	"
28/30518	Lock Washer for Thrust Nut	2		1	"
28/30512	Swivel Lock Nut	2		3	"
28/30509	Swivel Oil Cup	2		7	"
28/5628	Screw for Oil Cup	6		2	doz.
28/30402	Single Steering Arm, Near Side, with Bush (30524)	1	11	6	
28/30784	Double Steering Arm, Off Side, with Bush (30524)	1	1	5	6
28/30410	Ball for Double Steering Arm	1	2	9	
28/2102	Castle Nut for Ball, $\frac{3}{8}$ " B.S.F.	1		2	
28/2063	Split Pin for ditto, $\frac{5}{16}$ " \times 1 "	1		1	
28/30524	Bush for Steering Arms	2		6	ea.
28/2008	Key for Steering Arms	2		2	"
28/2104	Castle Nut for Steering Arms, $\frac{1}{2}$ " B.S.F.	2		2	"
28/2044	Plain Washer for Nut, $\frac{1}{2}$ "	2		1	"
28/2066	Split Pin for ditto, $\frac{1}{8}$ " \times 1 "	2		1	"
28/30539	Cross Steering Tube, with one Fork End and Screwed Sleeve	1	1	0	0
28/30529	Fork End Screwed	1		4	0
28/30530	Lock Nut for Screwed Fork End, $\frac{3}{4}$ " B.S.F.	1		2	
28/30523	Fork End Fulcrum Pin	2	2	3	ea.
28/2047	Washer, $\frac{1}{2}$ " diam., for Fork End Fulcrum Pin	2		1	"
28/2066	Split Pin, $\frac{1}{8}$ " \times 1 "	2		1	"
28/31398	Grease Adapter for Gun	4		6	"
28/30542	Cross Steering Tube, complete with Fork Ends, Fulcrum Pins, Lubricators, etc.	1	1	10	0

Always quote your Chassis number.

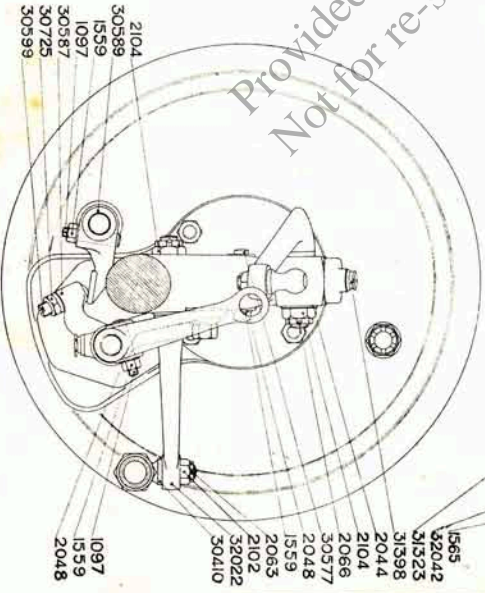


- 30726
- 2044
- 2104
- 2066
- 32023
- 2082
- 4835
- 30578
- 30571
- 30372
- 30352RH
- 32053
- 30575
- 30576
- 30557
- 30410
- 2102
- 32414
- 729
- 4835
- 32043
- 32011
- 32000
- 30573
- 30727RH
- 32024
- 30058
- 30059
- 32036
- 30575
- 30727RH
- 32024
- 30573
- 30727RH
- 32024



- 32017
- 2068
- 32016
- 32013
- 32014
- 32018
- 32019
- 32012
- 31328
- 729
- 2082
- 30567
- 30594
- 32026RH
- 32027LH
- 30093
- 30431

CLYNO 1926 FRONT AXLE
F.W.B. TYPE



- 1565
- 32042
- 31325
- 31398
- 2044
- 2104
- 2066
- 30577
- 2048
- 1559
- 2063
- 2102
- 32022
- 30410
- 2104
- 30589
- 1559
- 1097
- 30587
- 30725
- 30599
- 1097
- 1559
- 2048

Front Axle (with Front Wheel Brakes).

PART No.	DESCRIPTION.	NUMBER PER CAR.	PRICE.		
			£	s.	d.
29/32000	Front Axle Beam (Stamping) ...	1	4	0	0
29/31328	Studs for Cross Shaft Brackets, $\frac{3}{8}$ " B.S.F. ...	4			2 ea.
29/32055	Cross Shaft Bracket with Bush R.H. ...	1		6	0
29/32056	Cross Shaft Bracket with Bush L.H. ...	1		6	0
29/30593	Bush for Cross Shaft Bracket ...	4			3 ea.
29/2082	Spring Washers for Brackets, $\frac{3}{8}$ " diam. ...	4		1	"
29/729	Nuts for Brackets, $\frac{3}{8}$ " B.S.F. ...	4		1	"
29/32045	Swivel Pin (Complete with Plug) ...	2	2	7	"
29/30577	Cotter for Swivel Pin ...	2		3	"
29/2048	Washer for Cotter, $\frac{1}{4}$ " diam. ...	2		1	"
29/559	Nut for Cotter, $\frac{1}{4}$ " B.S.F. ...	2		1	"
29/30575	Thrust Washer for Swivel ...	2	1	0	"
29/32033	Peg for Thrust Washer ...	2		1	"
29/30576	Cover for Thrust Washer ...	2		1	"
29/32057	Front Axle Swivel R.H. Off Side complete with Bushes and Locating Screw ...	1	2	5	0
29/32058	Front Axle Swivel L.H. Near Side, complete with Bushes and Locating Screw ...	1	2	5	0
29/30572	Top Bush for Swivel ...	2		6	0 ea.
29/30578	Screwed Cap for Top Bush ...	2	2	6	"
29/30573	Bottom Bush for Swivel ...	2		5	0 "
29/32061	Brake Shoe Bracket R.H. Offside, complete with Bush ...	1	12	6	
29/32062	Brake Shoe Bracket L.H. Nearside, complete with Bush ...	1	12	6	
29/32023	Bolts for Swivel and Bracket, $\frac{3}{8}$ " B.S.F. ...	8		2	ea.
29/2082	Spring Washers for Swivel and Bracket, $\frac{3}{8}$ " diam. ...	8		1	"
29/4835	Nuts for Swivel and Brackets, $\frac{3}{8}$ " B.S.F. ...	8		1	"
29/32024	Bush for Brake Cam ...	2		6	"
29/32034	Brake Shoe Dust Cover, R.H. Offside ...	1	3	0	
29/32035	Brake Shoe Dust Cover, L.H. Nearside ...	1	3	0	
29/30726	Brake Shoe Swivel Pin ...	2	1	6	ea.
29/2044	Washer for Brake Shoe Swivel Pin ...	2		1	"
29/2104	Castle Nut for Brake Shoe Swivel Pin ...	2		2	"
29/2066	Split Pin for ditto ...	2		1	"
29/30727	Brake Cam, R.H. Offside ...	1	3	9	
29/30729	Brake Cam, L.H. Nearside ...	1	3	9	
29/32050	Brake Shoe No. 1, with Cam Face and Lining, 2 Halves ...		17	6	Per Half
29/32051	Brake Shoe No. 2, with Cam Face and Lining, 2 Halves ...		17	6	Per Half
29/31323	Spring for Brake Shoe ...	4		2	ea.
29/30594	Front Brake Cross Shaft, R.H. Offside ...	1	1	0	"
29/30596	Front Brake Cross Shaft, L.H. Nearside ...	1	1	0	"
29/30567	Front Brake Fork Lever ...	2	3	6	ea.
29/30588	Front Brake Cam Lever, R.H. Offside ...	1	4	0	

Always quote your Chassis number.

Front Axle (with Front Wheel Brakes)—*continued.*

PART No.	DESCRIPTION.	NUMBER PER CAR.	PRICE.		
			£	s.	d.
30/30589	Front Brake Cam Lever, L.H. Nearside	1	4	0	
30/30586	Operating Lever, R.H. Offside	1	2	6	
30/30587	Operating Lever, L.H. Nearside	1	2	6	
30/30599	Adjusting Screw for Operating Lever	2	2		ea.
30/30725	Locking Nut for Adjusting Screw	2	1		"
30/1097	Cotter for Brake Levers	6	2		"
30/2048	Washer for ditto	6	1		"
30/1559	Nuts for ditto	6	1		ea.
30/30557	Side Steering Lever on Swivel	1	7	6	
30/32022	Cross Steering Levers	2	7	6	ea.
30/2008	Key for Steering Levers	3	2		"
30/2044	Washer for Steering Levers	3	1		"
30/2104	Castle Nut for Steering Levers	3	2		"
30/2066	Split Pin for Steering Levers	3	1		"
30/32038	Distance Piece for Swivel	2	9		"
30/32036	End Cover for Hub Shell	2	6	6	"
30/30581	Felt Washer for Hub End Cover	2	2		"
30/32037	Washer for Swivel Distance Piece	2	1		"
30/30713	Large Ball Bearing for Front Hub	2	14	6	"
30/30582	Washer for Large Ball Bearing	2	1		"
30/30548	Front Hub Shell	2	17	6	"
30/30584	Studs for Front Wheel	8	4		"
30/32041	Lock Washers for Studs	8	1		"
30/32003	Brake Drum	2	17	6	"
30/31325	Countersunk Screws for Brake Drum	4	1		"
30/31398	Adapters for Grease Gun	4	6		"
30/32012	Cross Steering Tube	1	6	6	
30/32013	Adapter for Cross Steering Tube, R.H. Thread	1	2	6	
30/32014	Adapter for Cross Steering Tube, L.H. Thread	1	2	6	
30/32018	Locking Nut for Cross Steering Tube, R.H. Thread	1	4		
30/32019	Locking Nut for Cross Steering Tube, L.H. Thread	1	4		
30/32017	Spring for Ball Socket	2	1		ea.
30/32015	Ball Socket (Plain)	2	6		"
30/32016	Ball Socket (Screwed)	2	10		"
30/30410	Steering Ball for Levers	3	2	9	"
30/2068	Split Pin for Ball Socket	2	1		"
30/2102	Castle Nut for Steering Ball, $\frac{3}{8}$ " B.S.F.	3	2		"
30/2063	Split Pin for Ball, $\frac{5}{8}$ " \times 1"	3	1		"
30/32621	Brake Shoe Swivel Spring (on 1927 Models)	2	2		

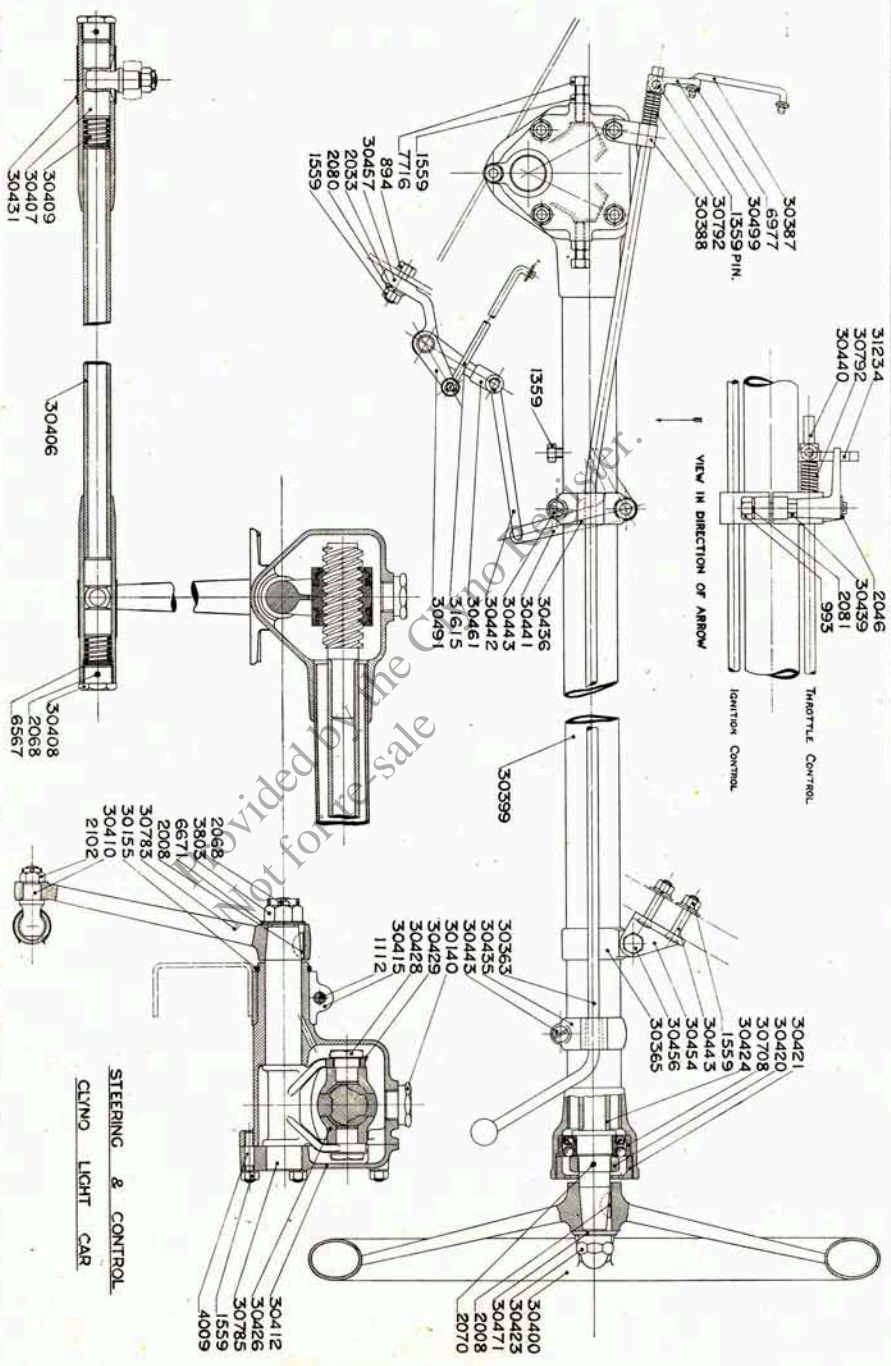
Always quote your Chassis number.

Speedometer Front Wheel Drive.

PART No.	DESCRIPTION.	NUMBER PER CAR.	PRICE.		
			£	s.	d.
31/30981	Gear Ring on Front Wheel	1	10	6	
31/30984	Speedometer Gear Box complete	1	2	5	0
31/30931	Bracket for Speedometer Gear Box	1	4	6	
31/30932	Distance Tube for Bracket	1		8	
31/949	Bolt for Bracket	1		2	
31/2081	Spring Washer for Bolt, $\frac{5}{16}$ "	1		1	
31/993	Nut for Bracket Bolt, $\frac{5}{16}$ " B.S.F.	1		1	
31/30930	Stud for Speedometer Bracket	1	2	0	
31/30935	Lug for Speedometer Bracket	1	4	6	
31/30238	Bolt for Lug of Bracket	2		2	ea.
31/2080	Spring Washer for Lug Bolt, $\frac{1}{4}$ "	2		1	"
31/1559	Nut for Lug Bolt, $\frac{1}{4}$ " B.S.F.	2		1	"
31/2043	Washer for Stud, $\frac{3}{8}$ " diam.	1		1	
31/729	Nut for Stud, $\frac{3}{8}$ " B.S.F.	1		1	

Provided by the Clyno Register:
 Not for re-sale

Always quote your Chassis number.



STEERING & CONTROL
CLYNO LIGHT CAR

Steering.

PART No.	DESCRIPTION.	NUMBER		PRICE.	
		PER CAR.	£	s.	d.
32/30399	Steering Column, with Box, Support and Control Clips, and Bearing Housing ...	1	2	7	6
32/30140	Plug, $\frac{1}{2}$ " Gas, for Steering Box ...	1			6
32/30412	Cover for Steering Box ...	1		6	0
32/4009	Stud, $\frac{1}{4}$ " B.S.F., for Steering Box Cover ...	5			1 ea.
32/2080	Spring Washers, $\frac{1}{4}$ ", for Cover ...	5			1 "
32/1559	Nut, $\frac{1}{4}$ " B.S.F., for Cover and Stop Screw ...	7			1 "
32/7716	Stop Screw on Cover, $\frac{1}{4}$ " B.S.F. ...	2			2 "
32/30426	Steering Worm Nut, lined white metal ...	1		12	9
32/30785	Operating Lever for Steering Box ...	1		19	9
32/30122	Bush in Box for Operating Lever 1924 Type	2		5	0 "
32/30428	Steering Worm Nut Fulcrum Pin ...	2		2	3 "
32/30429	Lock Washer for Worm Nut Fulcrum Pins	2			1 "
32/30424	Steering Shaft, with Worm ...	1	1	5	6 "
32/30708	Ball Race for Steering Column ...	1		10	6
32/30420	Lock Nut for Ball Race on Shaft ...	1			4
32/2070	Split Pin for Lock Nut ...	1			1
32/30421	Lock Ring for Ball Race in Column ...	1		4	9
32/30400	Steering Wheel ...	1	1	13	0
32/2008	Key for ditto ...	1			2
32/30471	Washer for Steering Wheel Nut ...	1			3
32/30423	Domed Nut, $\frac{1}{2}$ " B.S.F., for Steering Wheel	1			7
32/2008	Key for Steering Box Drop Arm, 1924-5 type	1			2
32/30783	Steering Box Drop Arm, 1924-5 type ...	1		6	0
32/31702	Key for Steering Box Drop Arm, 1926 type	1			2
32/32420	Steering Box Drop Arm, 1926 type ...	1		6	0
32/6671	Washer for Steering Box Drop Arm ...	1			1
32/3803	Castle Nut for Steering Box Drop Arm ...	1			3
32/2068	Split Pin for Steering Box Drop Arm ...	1			1
32/30410	Steering Drop Arm Ball ...	1		2	9
32/2102	Castle Nut for Drop Arm Ball ...	1			2
32/2063	Split Pin for Castle Nut ...	1			1
32/30406	Side Steering Rod, with Slotted Ends, 1924-5	1		17	6
32/32304	Side Steering Rod with Slotted Ends, 1926	1		17	6
32/6567	Blank Washer for Side Steering ...	4			1 ea.
32/30407	Ball Socket for Side Steering ...	4			6 "
32/30409	Spring for Ball Socket ...	2			6 "
32/30408	Screwed End Cap for Side Steering Rod ...	2			5 "
32/2068	Split Pin for Screwed Cap ...	2			1 "
32/30431	Spring Cover for Side Steering Rod ...	2			5 "
32/30155	Spring Ring for Steering Box Chassis Bracket	1			3 "
32/30454	Support Bracket for Steering Column (to Body) ...	1		2	3
32/30443	Countersunk Screws for Support Bracket ...	3			2 "
32/1313	Washer, $\frac{1}{4}$ " diam., for Column Support Screws	3			1 "
32/2080	Spring Washers, $\frac{1}{4}$ ", for ditto ...	3			1 "
32/1559	Nut, $\frac{1}{4}$ " B.S.F., for ditto ...	3			1 "
32/30456	Bolt for Clip and Bracket ...	1			7 "
32/993	Nut, $\frac{5}{16}$ " B.S.F., for Steering Column Clip Bolt ...	1			1
32/32900	Steering Box Drop Arm, 1927 ...	1		6	0
32/32902	Side Steering Rod with Slotted Ends, 1927 ...	1		17	6

Throttle and Ignition Hand Controls. (Steering Column Type).

PART No.	DESCRIPTION.	NUMBER PER CAR.	PRICE.		
			£	s.	d.
33/30440	Throttle Control Rod, with Taper Sleeve ...	1	4	3	
33/30363	Ignition Control Rod, with Taper Sleeve ...	1	4	9	
33/30436	Control Clip at Bottom of Steering Column	2	1	9	
			halves		
33/30443	Countersunk Screw, $\frac{1}{4}$ " B.S.F., for Clips ...	2			1 ea.
33/2048	$\frac{1}{4}$ " Washer for ditto	2			1 "
33/1559	Nut, $\frac{1}{4}$ " B.S.F., for ditto	2			1 "
33/30439	Pivot Pin for Crank Lever on Column ...	1		4	
33/993	Nut, $\frac{5}{16}$ " B.S.F., for Pivot Pin	1		1	
33/2080	Washer, $\frac{5}{16}$ ", for ditto	1		1	
33/30441	Bell Crank Lever on Column for Throttle ...	1			10
33/2046	Washer for Bell Crank Lever, $\frac{5}{16}$ " ...	1		1	
33/2060	Split Pin for ditto	1		1	
33/30442	Connecting Link for Throttle	1		4	
33/2048	Washer, $\frac{1}{4}$ ", for Throttle Connecting Link ...	2			1 ea.
33/2060	Split Pin, $\frac{1}{16}$ " \times $\frac{3}{4}$ ", for Throttle Connecting Link	2			1 ea.
33/31234	Cam for Throttle Control Rod	1			10
33/30499	Ignition Control Lever on Rod	1			7
33/1359	Locating Pin, $\frac{1}{4}$ " B.S.F., for Control Rod Levers	2			2 ea.
33/4127	Lock Nuts, $\frac{1}{4}$ " B.S.F., for Cam Lever ...	2		1	"
33/30792	Spring for Control Rods	2		2	"
33/30388	Clip for Ignition Control Rod to Box ...	1		2	
33/30387	Connecting Link for Magneto	1		4	
33/6977	Washer, $\frac{3}{16}$ ", for ditto	2		1	"
33/2060	Split Pin, $\frac{1}{16}$ ", for ditto	2		1	"

Always quote your Chassis number.

Throttle and Ignition Hand Controls.

(Instrument Board Type).

PART No.	DESCRIPTION.	NUMBER PER CAR.	PRICE		
			£	s.	d.
34/30446	Throttle Control Instrument Board Socket	1	2	9	
34/816	Nut for Socket	1		2	
34/821	Washer for Socket Nut	1		1	
34/30448	Spindle for Throttle Knob	1	1	6	
34/30450	Knob for Throttle Control (plated)	1	1	9	
34/30475	Wire for Throttle Control	1		3	
34/30451	Nipple for Control Wire	2		1	ea.
34/30474	Steel Tube for Control Wire	1	2	0	
34/6574	Nipple for Tube	1		1	
34/6792	Nut for Tube Nipple	1		2	
34/30465	Cable Pin for Carburetter Control	1		1	
34/2048	Washer for Cable Pin	1		1	
34/2059	Split Pin for Cable Pin	1		1	
34/30476	Clip for Cable and Steering Column	2		1	ea.
34/1407	Screw for Clip	2		1	„
34/7072	Nut for ditto	2		2	„

Ignition Control.

PART No.	DESCRIPTION	NUMBER PER CAR.	PRICE.		
			£	s.	d.
34/30447	Ignition Control Instrument Boards Socket	1	2	9	
34/821	Washer for Adapter	1		1	
34/816	Nut for ditto	1		1	
34/30449	Spindle for Ignition Knob	1	1	6	
34/30450	Knob for Ignition Control (plated)	1	1	9	
34/30478	Wire for Ignition Control	1		3	
34/30451	Nipple for Wire	1		1	
34/30477	Steel Tube for Ignition Control Wire	1	3	0	
34/6574	Nipple for Tube	1		1	
34/6792	Nut for ditto	1		2	
34/30483	Screwed Adapter for bottom of Tube	1		6	
34/30492	Support Plate on Steering Box	1		3	
34/6765	Spring for Ignition Control Wire	1		3	
34/3116	Washer for Spring	1		1	
34/30484	Pin for Magneto Ignition Lever	1		3	
34/1559	Nut, $\frac{1}{4}$ " B.S.F., for ditto	1		1	
34/2048	Washer for ditto	1		1	
34/2059	Split Pin for ditto	1		1	

Always quote your Chassis number.

Foot Control for Carburetter, 1924/25 Models.

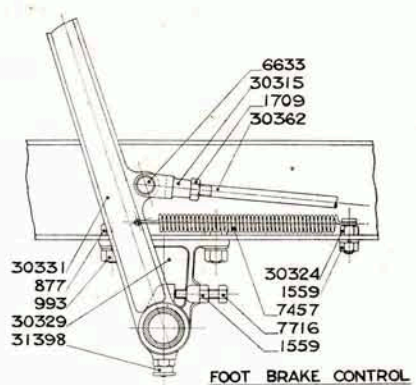
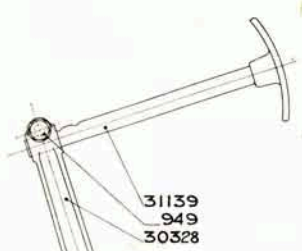
PART No.	DESCRIPTION.	NUMBER PER CAR.	PRICE.		
			£	s.	d.
35/30479	Accelerator Pedal Tread, with Rod ...	1	5	0	
35/30460	Plated Washer on Pedal Board for Accelerator Pedal	1		4	
35/2118	Wood Screw for ditto	2		1	ea.
35/30473	Fulcrum Pin for End of Accelerator Pedal Rod (1924 type)	1		3	
35/2048	Washer, $\frac{1}{4}$ ", for ditto	1		1	
35/2060	Split Pin, $\frac{1}{16}$ " \times $\frac{3}{4}$ ", for ditto	1		1	
35/30461	Accelerator Pedal Lever on Cross Shaft ...	1	2	6	
35/30485	Screw, $\frac{3}{16}$ " Whit. for Pedal Lever	1		1	
35/30467	Accelerator Pedal Return Spring	1		2	
35/30491	Carburetter Control Cross Shaft, with Left Hand Lever	1	6	0	
35/30457	Bracket for Control Cross Shaft	2	1	6	ea.
35/894	Bolt, $\frac{1}{4}$ " B.S.F., for Control Shaft Bracket	2		1	"
35/1559	Nut, $\frac{1}{4}$ " B.S.F., for Control Shaft Bracket	2		1	"
35/2033	Plain Washer for Nut	2		1	"
35/2080	Spring Washer for Control Shaft Bracket ...	2		1	"
35/30486	Bell Crank Lever for "D" type Carburetter (early Models)	1		5	
35/30495	Support Plate and Fulcrum Pin for Bell Crank (early Models)	1	1	2	
35/2033	Washer for Bell Crank Fulcrum Pin (early Models)	1		1	
35/30489	Connecting Link for Bell Crank Lever (early Models)	1		7	
35/30466	Control Rod for "D" type Carburetter (early Models)	1		2	
35/31615	Control Rod for "B" type Carburetter (later Models)	1		2	
35/2032	Washer, $\frac{3}{16}$ ", for Control Rods	2		1	ea.
35/2060	Split Pin for Control Rods	2		1	"

Special Parts for 1926 Models.

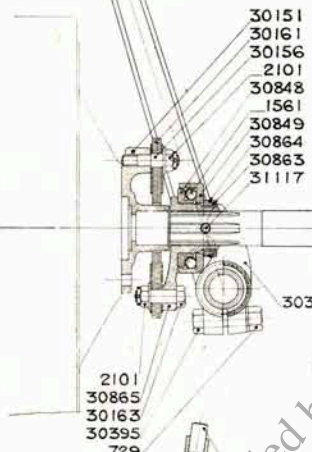
35/31620	Accelerator Pedal Tread with Rod ...	1	5	0	
35/32303	Support Plate and Fulcrum Pin for Bell Crank Lever	1	1	6	
35/30486	Bell Crank Lever	1		9	
35/2033	Washer for Bell Crank Fulcrum Pin ...	1		1	
35/30489	Connecting Link for Bell Crank Lever ...	1		6	
35/32302	Control Rod for Carburetter	1		3	

Special Parts for 1927 Models.

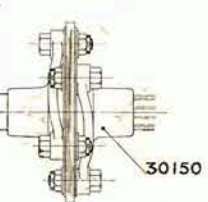
35/32115	Bell Crank Lever	1	1	3	
35/33109	Support Plate and Fulcrum Pin	1	1	6	



FOOT BRAKE CONTROL



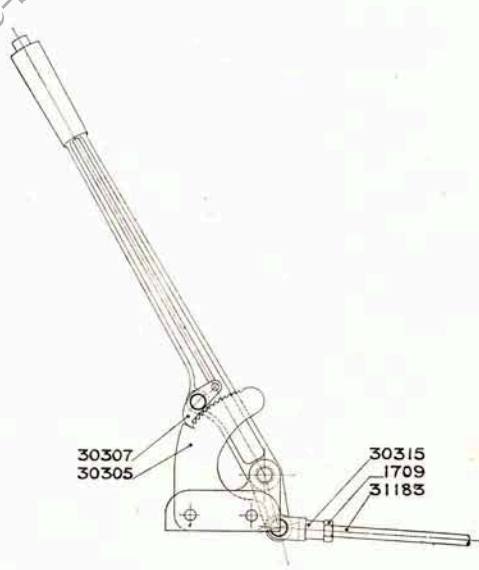
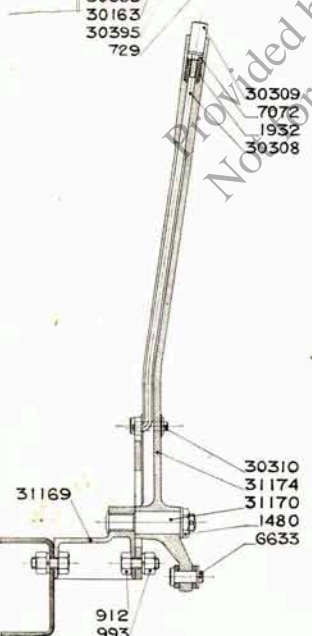
30893



30375

CLUTCH CONTROL & CLUTCH SHAFT

Provided by the Clyno Register.
 No for re-sale



HAND BRAKE CONTROL

Clutch and Brake Controls.

PART No.	DESCRIPTION.	NUMBER		PRICE.	
		PER CAR.	£	s.	d.
36/30795	Pedal Shaft, with Clutch Operating Fork Lever, Return Spring Lever, and Clutch Pedal	1	1	1	0
36/30395	Bolt, $\frac{3}{8}$ " B.S.F., for Clutch Operating Fork Lever	2			3 ea.
36/2082	Spring Washer for ditto	2			1 "
36/729	Nut, $\frac{3}{8}$ " B.S.F., for ditto	2			1 "
36/30326	Distance Tube between Pedals	1			7
36/30331	Foot Brake Pedal	1	6	9	
36/30329	Pedal Shaft Bracket	2	5	0	"
36/7716	Screw, $\frac{1}{4}$ " B.S.F., for Adjustable Pedal Stop	2	2		"
36/1559	$\frac{1}{4}$ " B.S.F. Nut for Pedal Stop Screw ...	2	1		"
36/877	Bolt, $\frac{5}{16}$ " B.S.F., for Pedal Shaft Bracket ...	4	2		"
36/2081	Spring Washer, $\frac{5}{16}$ ", for ditto	4	1		"
36/993	Nut, $\frac{5}{16}$ " B.S.F., for ditto	4	1		"
36/7457	Pedal Return Spring	2	3		"
36/30324	Pedal Return Spring Button	2	2		"
36/2080	Spring Washer, $\frac{1}{4}$ ", for ditto	2	1		"
36/1559	Nut, $\frac{1}{4}$ " B.S.F. for ditto	2	1		"
36/31398	Grease Adapter for Gun	2	6		"
36/31139	Pedal Foot Tread, with Pin	2	10	3	"
36/949	Bolt, $\frac{5}{16}$ " B.S.F., for Pedal Tread	2	2		"
36/2081	Spring Washer, $\frac{5}{16}$ ", for ditto	2	1		"
36/993	Nut, $\frac{5}{16}$ ", B.S.F., for ditto	2	1		"
36/31169	Hand Brake Lever Bracket	1	2	3	
36/31170	Hand Brake Lever Fulcrum Pin	1	1	3	
36/30305	Rack for Hand Brake Lever	1	2	9	3-
36/912	Bolts, $\frac{5}{16}$ " B.S.F., for Hand Brake Lever Bracket	4			2 "
36/2081	$\frac{5}{16}$ " Spring Washer	4	1		"
36/993	$\frac{5}{16}$ " B.S.F. Nut for ditto	4	1		"
36/31174	Hand Brake Lever	1	6	9	
36/30308	Hand Brake Lever Pawl Rod	1	2	0	
36/1932	Return Spring for Pawl Rod	1	1		
36/7072	$\frac{3}{16}$ " Lock Nut for Pawl Rod	1	1		
36/30309	Thumb Knob for Pawl Rod	1			10
36/30307	Brake Ratchet Pawl	1	1	8	
36/30310	Brake Pawl Fulcrum Pin	1			9
36/2048	$\frac{1}{4}$ " Washer for Pawl Pin	1			1
36/2060	Split Pin, $\frac{1}{16}$ " \times $\frac{3}{4}$ ", for Pawl Pin	1			1
36/30342	Hand Brake Lever, complete, comprising above numbers 31174 to 2060, assembled		13	6	

30375

CLUTCH FORK

4 0

Always quote your Chassis number.

Clutch and Brake Controls—continued.

PART No.	DESCRIPTION.	NUMBER PER CAR.	PRICE.	
			£	s. d.
37/1480	Nut for Hand Brake Lever Fulcrum Pin ...	1		1
37/2047	Washer for ditto	1		1
37/2065	Split Pin, $\frac{3}{32}$ " \times $1\frac{1}{4}$ ", for ditto ...	1		1
37/30343	Hand Brake Lever, with Bracket, comprising 31169 to 2065, assembled	1	14	0
37/31185	Hand Brake Cross Shaft, with Left Hand Lever	1	10	0
37/30344	Foot Brake Tube, Long, with Oper- ating Levers and Internal Bushes	1	13	6
37/30345	Foot Brake Tube, Short, with Oper- ating Levers, Distance Tube and Internal Bushes	1	13	6
37/31181	Internal Bush for Compensating Tubes	4		6 ea.
37/31176	Ball End Compensating Bar for Foot Brake	1	2	0
37/1286	Spring for Compensating Bar	2		1 "
37/31171	Hand Brake Shaft Lever, Right Hand	1	4	0
37/1097	Cotter for Hand Brake Shaft Lever	1		2
37/2048	$\frac{1}{4}$ " Washer for Cotter	1		1
37/1559	Nut, $\frac{1}{4}$ " B.S.F., for Cotter ...	1		1
37/31398	Grease Gun Adapter for Hand Brake Shaft	2		6 ea.
37/30346	Compensating Control Shaft, Nos. 31185, 30344, 30345, 31176 to 31398	1	2	6 0
37/31223	Cap for Cross Shaft Bearing ...	2	3	0 "
37/31222	Cross Shaft Bearing Bracket ...	2	2	3 "
37/31231	Stud, $\frac{5}{16}$ " B.S.F., for Cross Shaft Bearing ...	4		1 "
37/2081	Spring Washer, $\frac{5}{16}$ "	8		1 "
37/993	Nut, $\frac{5}{16}$ " B.S.F., for Studs	8		1 "
37/30362	Foot Brake Operating Rod	1		9
37/31183	Hand Brake Operating Rod	1		6
37/31189	Brake Adjusting Rod	4		9 "
37/30315	Brake Rod Fork Ends	8		6 "
37/6633	Pins for Brake Rod Fork Ends	8		2 "
37/2045	Washers, $\frac{5}{16}$ ", for ditto	8		1 "
37/2060	Split Pins, $\frac{1}{16}$ " \times $\frac{3}{4}$ ", for ditto	8		1 "
37/1709	Lock Nuts, $\frac{5}{16}$ " B.S.F., for Brake Rods ...	12		1 "
37/30318	Spring for Brake Adjustment	4		3 "
37/30313	Brake Adjusting Fulcrum Plug	4		3 "
37/30314	Brake Adjusting Nut	4		5 "
37/2060	Split Pin, $\frac{1}{16}$ " \times $\frac{3}{4}$ ", for Brake Adjustment ...	4		1 "

Always quote your Chassis number.

Clutch and Brake Controls—continued.

PART No.	DESCRIPTION.	NUMBER PER CAR.	PRICE.		
			£	s.	d.
38/32207	Hand Brake Cross Shaft, with Levers	1	18	6	
38/32203	Foot Brake Cross Shaft, with Levers	1	17	6	
38/32201	Bracket for Brake Shafts ...	2	4	9	ea.
38/32200	Cap for Brake Shaft Bracket	2	3	6	„
38/32210	Hand Brake Adjusting Rod ...	2	9		„
38/32211	Hand Brake Operating Rod ...	1	6		

Special Parts for 1926 Models.

PART No.	DESCRIPTION.	NUMBER PER CAR.	PRICE.		
			£	s.	d.
38/32214	Pedal Distance Tube	1		7	
38/32421	Foot Brake Pedal	1	6	9	
38/32419	Pedal Shaft Bracket	2	5	0	ea.
38/31621	Hand Brake Lever	1	6	9	
38/31630	Hand Brake Lever Pawl Rod	1	1	6	
38/32216	Foot Brake Compensating Shaft with Lever	1	10	0	
38/32428	Foot Brake Compensating Link	1	2	0	ea.
38/32427	Foot Brake Connecting Link	2	6		ea.
38/32213	Hand Brake Operating Rod	1	6		
38/32217	Front Brake Adjusting Rod	2	9		ea.
38/32423	Front Brake Lever for Cross Shaft	2	2	9	ea.

Always quote your Chassis number.

Clutch and Brake Controls—continued.

Special Parts for 1927 Models.

PART No.	DESCRIPTION.	NUMBER PER CAR.	PRICE.		
			£	s.	d.
38A/33002	Foot Brake Pedal	1	6	9	
38A/C423	Grease Adapter for Gun	2		6	
38A/33001	Hand Brake Lever Bkt.	2	7	6	
38A/C422	Nipple for Grease Gun	1		6	
38A/30593	Bush for Hand Brake Lever Bkt.	2		3	
38A/33003	Hand Brake Operating Lever	1	3	3	
38A/33007	Distance Piece for Operating Lever	1		3	
38A/33006	Hand Brake Lever Shaft	1	1	3	
38A/33032	Cotter for Front Brake Intermediate Lever	1		6	
38A/2048	Washer for Cotter	2		1	
38A/1559	Nut for Cotter	2		1	
38A/912	Bolt for Hand Brake Lever Bkt.	5		2	
38A/2081	Spring Washer for ditto	5		1	
38A/993	Nut for ditto	5		1	
38A/30305	Brake Rack	1	2	9	
38A/33000	Hand Brake Lever	1	6	9	
38A/31630	Hand Brake Lever Ratchet Rod	1	1	6	
38A/1932	Spring for Hand Brake Lever	1		1	
38A/7072	$\frac{3}{16}$ " Lock Nut for Ratchet Rod	1		2	
38A/30309	Ratchet Stop Knob	1		10	
38A/30307	Brake Ratchet Pawl	1	1	8	
38A/30310	Brake Pawl Pin	1		9	
38A/2048	$\frac{1}{4}$ " dia. Washer for Pawl Pin	1		1	
38A/2060	Split Pin $\frac{1}{16}$ " \times $\frac{3}{4}$ " for Pawl Pin	1		1	
38A/33030	Hand Brake Lever complete, comprising above Numbers 33000 to 2060 Assembled	1	1	0	0
38A/33031	Hand Brake Lever with Bracket comprising 33001 to 2060	1	1	16	6
38A/33013	Foot Brake Operating Rod	1		9	
38A/33023	Brake Adjusting Rod	2		9	
38A/33008	Brake Rod Slip Link	2	1	3	
38A/33020	Hand Brake Lever Jaw Pin	2		2	
38A/33018	Hand Brake Rod Spring	2		3	
38A/33009	Brake Rod Adjusting Pin	2	1	6	
38A/33019	Hand Brake Rod Nut	2		1	
38A/33017	Foot Brake Compensating Link	1	2	0	
38A/33012	Front Brake Adjusting Rod	2		9	
38A/33021	Front Brake Intermediate Lever	1	3	3	
38A/33011	Bracket for Brake Shaft	2	4	9	
38A/33010	Cap for Brake Shaft Bkt.	2	3	6	
38A/33015	Hand Brake Operating Rod	1		9	
38A/32202	Footbrake Operating Shaft	1	4	6	
38A/33004	Footbrake Operating Lever	1	4	6	
38A/33005	Footbrake Adjusting Lever	1	4	0	
38A/33016	Extension for Nipple	2		8	ea.
38A/33014	Hand Brake Push Rod	1	1	0	
38A/33032	Cotters for above Levers	3		6	ea.

Chassis Frame (with Springs and Sundries), 1924/1925 Models.

PART No.	DESCRIPTION.	NUMBER PER CAR.	PRICE.	
			£	s. d.
39/30390	Side Frame (Off Side), Right Hand ...	1	16	0
39/30391	Side Frame (Near Side), Left Hand ...	1	16	0
39/30258	Front Cross Member	1	1 3	9
39/30198	Centre Cross Member	1	1 7	0
39/30199	Rear Cross Member	1	19	6
39/877	Bolts, $\frac{5}{16}$ " B.S.F., for Cross Members, Front and Centre	12		2 ea.
39/949	Bolts, $\frac{5}{16}$ " B.S.F., for Front Wing Stays and Cross Member	4	2	"
39/6565	Bolts, $\frac{5}{16}$ " , for Rear Cross Member	6	2	"
39/993	Nuts for above, $\frac{5}{16}$ "	22	1	"
39/2081	Spring Washers, $\frac{5}{16}$ "	22	1	"
39/30142	Stud, $\frac{5}{16}$ " B.S.F., for Gear Box Support Bracket	3	1	"
39/30137	Support Ball Socket, Long, for Gear Box ...	1	8	6
39/30136	Support Ball Socket, Short, for Gear Box ...	1	5	0
39/30144	Spring for Gear Box Support Bracket ...	1	5	
39/30139	End Plate for Gear Box Support Bracket ...	1	5	
39/2081	Spring Washer for Support Bracket ...	3	1	ea.
39/993	Nut, $\frac{5}{16}$ " , for Gear Box Support Bracket ...	3	1	"
39/30224	Oil Pipe for Gear Box Support Bracket ...	1	3	
39/31398	Grease Adapter for Gun	1	6	
39/30379	Rear Spring Bracket (Off Side), Right Hand	1	8	6
39/30380	Rear Spring Bracket (Near Side), Left Hand	1	8	6
39/877	Bolts, $\frac{5}{16}$ " B.S.F., for Rear Spring Bracket ...	4	2	ea.
39/2081	Spring Washer for Rear Spring Bracket Bolt	4	1	"
39/993	Nut, $\frac{5}{16}$ " B.S.F., for Rear Spring Bracket ...	4	1	"
39/1702	Bolt, $\frac{3}{8}$ " B.S.F., for Bottom of Rear Spring Brackets	4	2	"
39/2082	Spring Washer for Rear Spring Bracket Bolts	4	1	"
39/729	Nut for Bottom of Rear Spring Bracket, $\frac{3}{8}$ "	4	1	"
39/30184	Rear Spring	2	1 1	0 "
39/30185	Front Spring	2	1 1	0 "
39/30206	Rear Spring Bolt	2	2	6 "
39/809	Nut, $\frac{7}{16}$ " B.S.F., for Rear Spring Bolt ...	4	1	"
39/30207	Rear Spring " U " Bolt	2	4	"
39/30212	Strap Plate for " U " Bolt	2	1	0 "
39/729	Nuts for Rear Spring " U " Bolt, $\frac{3}{8}$ " B.S.F.	8	1	"
39/30415	Bracket for Steering Box to Frame ...	1	5	3

Always quote your Chassis number.

Chassis Frame—continued.

PART No.	DESCRIPTION.	NUMBER			PRICE.		
		PER	£	s.	d.		
40/1112	Clip Bolt, $\frac{5}{16}$ " B.S.F., for Steering Box Bracket	1				2	
40/877	Bolt, $\frac{5}{16}$ " B.S.F., for Steering Box Bracket (to Frame)	1				2	
40/2081	Spring Washer, $\frac{5}{16}$ "	2				1	ea.
40/993	Nuts, $\frac{5}{16}$ ", for Steering Box Bracket Bolts	2				1	"
40/30226	Wood Block for Side Member (Off Side), Right Hand	1				2	3
40/30227	Wood Block for Side Member (Near Side), Left Hand	1				2	3
40/30214	Distance Tube for Front Spring Bolt ...	4				6	ea.
40/30787	Frame Bolt for Front Spring (Off Side), Right Hand	1				1	9
40/30786	Frame Bolt for Front Spring (Near Side), Left Hand	1				1	9
40/809	Nut, $\frac{7}{16}$ " B.S.F., for Front Spring Bolts ...	4				1	ea.
40/30782	Packing Piece for Front Spring ...	2				2	0 "
40/30788	Front Spring "U" Bolt	2				6	"
40/30202	Packing Piece for Front Spring "U" Bolt	2				4	"
40/30212	Strap Plate for "U" Bolt	2				1	0 "
40/729	Nut, $\frac{3}{8}$ " B.S.F., for Front Spring "U" Bolt	8				1	"
40/30519	Pin for Front Spring to Axle, $\frac{7}{16}$ " B.S.F. ...	2				7	"
40/2103	Castle Nut, $\frac{7}{16}$ " B.S.F., for ditto	2				3	"
40/2064	Split Pin, $\frac{3}{32}$ " \times 1" for ditto	2				1	"
40/30514	Clip for Front Spring to Axle	2				1	9 "
40/2101	Castle Nut, $\frac{5}{16}$ " B.S.F., for Clip	4				1	"
40/2060	Split Pin for Castle Nut	4				1	"
40/31178	Rear Stepboard Bracket	2				5	0 "
40/877	Bolt for ditto, $\frac{5}{16}$ "	8				2	"
40/30232	Front Step Hanger for Channel	2				1	0 "
40/30233	Stepboard and Battery Support Channel ...	1				3	6 "
40/6565	Bolt for ditto, $\frac{5}{16}$ " B.S.F.	8				2	ea.
40/2081	Spring Washer, $\frac{5}{16}$ ", for Front and Rear Support	16				1	"
40/993	Nut, $\frac{5}{16}$ ", for ditto	16				1	"
40/30228	Carrier for Battery	1				11	0
40/30236	Side Strap for Battery Carrier	1				7	
40/7716	Bolt, $\frac{1}{4}$ " B.S.F., for Side Strip	2				2	ea.
40/30238	Bolt, $\frac{1}{4}$ " B.S.F., for Rear of Battery Carrier	2				2	"
40/1559	Nut, $\frac{1}{4}$ " B.S.F., for ditto	6				1	"
40/2080	Spring Washer for ditto	2				1	"
40/30237	Distance Tube for Battery Carrier	2				2	"
40/912	Bolt, $\frac{5}{16}$ " B.S.F., for Front of Battery Carrier	2				1	"

Always quote your Chassis number.

Chassis Frame—continued.

PART No.	DESCRIPTION.	NUMBER PER CAR.	PRICE.	
			£	s. d.
41/2081	Spring Washer, $\frac{5}{16}$ " , for Battery Carrier	2		1 ea.
41/993	Nut, $\frac{5}{16}$ " , for ditto	2		1 "
41/30262	Bracket for Battery Cables	1		2 "
41/30796	Engine Undershield	1	13	6
41/30245	Clips for Undershields to Frame	4		1 ea.
41/661	Bolts, $\frac{1}{4}$ " B.S.F., for Undershield Clips	8		1 "
41/2080	Spring Washer, $\frac{1}{4}$ " , for ditto	8		1 "
41/1559	Nut, $\frac{1}{4}$ " B.S.F., for ditto	8		1 "
41/30791	Rear Extension for Side Frame	2	5	0 "
41/30684	Long Bolt for Rear Extension, $\frac{3}{8}$ " B.S.F.	2		4 "
41/30794	Short Bolt for ditto, $\frac{3}{8}$ " B.S.F.	2		4 "
41/2082	Spring Washer for Bolts, $\frac{3}{8}$ "	4		1 "
41/729	Nut for Bolts, $\frac{3}{8}$ " B.S.F.	4		1 "
41/30214	Distance Tube for Bolts	4		6 "

Modified and Special Parts for 1926 Models.

PART No.	DESCRIPTION.	NUMBER PER CAR.	PRICE.	
			£	s. d.
41/32400	Side Frame R.H. with Dumb Iron	1	2	1 6
41/32401	Side Frame L.H. with Dumb Iron	1	2	1 6
41/32429	Front Cross Member (Fitted to Cars up to Chassis No. 9500)	1	18	6
41/32516	Front Cross Member (Fitted to Cars Chassis No. 9500 upwards)	1	18	6
41/32456	Radiator Support Brackets (Fitted to Cars Chassis No. 9500 upwards)	2	2	0 ea.
41/30744	Front Spring	2	1	1 0 "
41/32469	Bracket for Steering Box to Frame	1	5	3 "
41/32444	Wood Block for Side Frame, R.H.	1		6
41/32445	Wood Block for Side Frame, L.H.	1		6
41/32418	Front Spring Shackle Plate (Plain)	2	1	0 ea.
41/32407	Front Spring Shackle Plate (Slotted)	2	1	3 "
41/32064	Front Spring Bracket on Frame with Bush	2	5	0 "
41/32408	Shackle Pin for Front Spring	4	2	9 "
41/32409	Special Shackle Pin	2	1	9 "
41/32410	Nut for Special Pin	2	2	" "
41/32411	Adapter for Special Pin	2	9	" "
41/2103	Nuts for Shackle Pins	4	2	" "
41/2063	Split Pin for Shackle Pins	4	1	" "
41/31398	Adapter for Grease Gun	6	6	" "
41/32414	Clip for Spring to Axle	4	1	6 "
41/729	Nuts for Spring Clip Front	8	1	" "
41/4835	Lock Nuts for Spring Clip Front	8	1	" "
41/877	Bolts for Spring Bracket	6	2	" "
41/2081	Spring Washers for Spring Bracket Bolts	6	1	" "
41/993	Nuts for Spring Bracket Bolts	6	1	" "
41/32450	Carrier for Battery	1	11	0
41/32449	Side Strip for Carrier	1		7
41/32437	Engine Undershield	1	17	6
41/32446	Rear Clips for Undershield	2		1 ea.

Chassis Frame—continued.

Modified and Special Parts on 1927 Models.

PART No.	DESCRIPTION.	NUMBER PER CAR.	PRICE.		
			£	s.	d.
41A/32800	Chassis Frame (off side) R.H. with Dumb Iron	1	2	1	6
41A/32801	Chassis Frame (near side) L.H. with Dumb Iron	1	2	1	6
41A/C422	Grease Adapter for Gun	1			6
41A/32803	Rear Spring Bkt. (off side) R.H.	1		8	6
41A/32802	Rear Spring Bkt. (near side) L.H.	1		8	6
41A/32807	Rear Spring	2	1	2	6
41A/32808	Rear Spring Bolt	2		2	6
41A/32805	Rear Spring "U" Bolt	2			6
41A/32804	Strap Plate for "U" Bolt	2		1	2
41A/32809	Engine Undershield	1		17	6
41A/30245	Clips for Undershield to Frame	2			1
41A/32446	Clips for Undershield to Frame	2			1

Shock Absorbers.

41A/32563	Shock Absorber, Front R.H. (S120) ...	1	1	13	6
41A/32564	Shock Absorber, Front L.H. (S119) ...	1	1	13	6
41A/32564	Shock Absorber, Rear R.H. (S120) ...	1	1	13	6
41A/32563	Shock Absorber, Rear L.H. (S119) ...	1	1	13	6
41A/32566	Bracket for Front Axle, R.H. (S201) ...	1		2	6
41A/32567	Bracket for Front Axle, L.H. (S202) ...	1		2	6
41A/32569	Bracket for Frame, R. and L. Hand (S204/5)	2	1	4	ea.
41A/32586	Bracket for Rear Axle, R. and L. Hand (S203)	2	2	6	"
41A/32565	Frame Fulcrum Pin Front (S206) ...	2	1	8	"
41A/32568	Fulcrum Pin for Bracket Rear (S207) ...	4	1	8	"
41A/32571	Fulcrum Pin for End Bracket Rear (S207)	2	1	8	"
41A/1702	Bolt for Frame Bracket	4		2	"
41A/31230	Bolt for Frame Bracket and Luggage Grid	2		3	"
41A/729	Nuts for Frame Bracket Bolts	4		1	"
41A/2082	Spring Washers for Bolts	4		1	"
41A/C423	Grease Gun Nipples for Shock Absorbers	4		6	"

Always quote your Chassis number.

Radiator and Fittings.

PART No.	DESCRIPTION.	NUMBER PER CAR.	PRICE.		
			£	s.	d
42/30392	Radiator, complete with Filler Cap and Drain Plug	1	11	16	0
42/30240	(CLYNO) Name Plate	1		4	3
42/30285	Filler Cap, with Washer	1		5	6
42/4384	Radiator Drain Plug, $\frac{1}{4}$ " Gas	1			3
42/30259	Rubber Pad for Bracket	2			2 ea.
42/30395	Bolt, $\frac{3}{8}$ " B.S.F., for Radiator Bracket	2		3	"
42/729	Nut, $\frac{3}{8}$ " B.S.F., for above	2		1	"
42/2082	Spring Washer, $\frac{3}{8}$ "	2		1	"
42/30205	Water Pipe Rubber Hose, Top	1	1		2
42/30210	Water Pipe Rubber Hose, Bottom	1			10
42/30208	Clip for Rubber Hose Connections	4		9	ea.
42/30393	Stay Rod from Radiator to Body, 1925 Type	1			6
42/32443	Stay Rod from Radiator to Body, 1926 Type	1			6
42/993	Nut, $\frac{5}{16}$ " B.S.F., for Stay Rod	3		1	"
42/2034	Plain Washer, $\frac{5}{16}$ ", for Stay Rod	2		1	"
42/2081	Spring Washers, $\frac{5}{16}$ ", for Stay Rod	2		1	"
42/30266	Bracket on Dashboard for Radiator Stay ...	1			3
42/2157	Coach Bolt for Bracket to Dashboard ...	2		2	ea.
42/2080	Spring Washer, $\frac{1}{4}$ ", for Coach Bolts	2		1	"
42/1559A	Nut, $\frac{1}{4}$ " Whit., for Coach Bolts	2		1	"
31281	FILLER CAP WASHER	1			3

Always quote your Chassis number.

Petrol Tank and Fittings.

PART No.	DESCRIPTION.	NUMBER PER CAR.	PRICE.		
			£	s.	d.
43/30697	Petrol Tank	1	1	7	6
43/3077	Filler Cap	1		2	6
43/3094	Leather Washer for Filler Cap				
43/30614	Petrol Tap, with Fibre Washers (Standard)	1	2	0	
43/1373	Fibre Washer for Petrol Tap (Standard) ...	1		1	
43/30642	Petrol Pipe, with Nipples and Nuts for Tap and Carburetter	1	5	6	
43/30620	Petrol Tank Support Strap, with Screwed Ends	2	1	9	ea.
43/1313	Washer for Support Strap Nuts	4	1		"
43/1559	Support Strap Nuts, $\frac{1}{4}$ " B.S.F.	8	1		"
43/30609	Felt Packing Strip for Petrol Tank	2	10		"

Silencer and Pipes.

PART No.	DESCRIPTION.	NUMBER PER CAR.	PRICE.		
			£	s.	d.
43/30376	Silencer, 1924-5 Type	1	16	0	
43/32441	Silencer, 1926 Type	1	16	0	
43/30221	Front Pipe Clip on Silencer	1		2	
43/30298	Rear Pipe Clip on Silencer	1		2	
43/661	Bolt, $\frac{1}{4}$ " B.S.F., for Silencer Clips and Supports	4		1	ea.
43/2080	Spring Washers, $\frac{1}{4}$ ", for Clips and Supports	4	1		"
43/1559	Nuts, $\frac{1}{4}$ " B.S.F., for Clips and Supports ...	4	1		"
43/30789	Front Exhaust Pipe with Flange, 1924-5 type	1	8	3	
43/30377	Front Exhaust Pipe, only 1926 type	1	3	3	
43/32810	Front Exhaust Pipe, only 1927 Type	1	3	3	
43/30204	Flange only for Exhaust Pipe	1	1	0	
43/30209	Joint for Exhaust Pipe Flange	1		4	
43/1112	Bolts, $\frac{5}{16}$ " B.S.F., for Exhaust	2	2		ea.
43/2081	Spring Washers, $\frac{5}{16}$ " B.S.F., for Exhaust ...	2	1		"
43/993	Nut, $\frac{5}{16}$ " B.S.F., for same	2	1		"
43/30378	Tail Pipe	1	4	0	
43/30685	Clip for Tail Pipe	1		2	
43/894	Bolt, $\frac{1}{4}$ " B.S.F., for Tail Pipe Clip	1		2	
43/2080	Spring Washer for same	1		1	
43/1559	$\frac{1}{4}$ " B.S.F., Nut for same	1		1	

Always quote your Chassis number.

Number Plates, Spare Wheel Bracket and Road Wheels.

PART No.	DESCRIPTION.	NUMBER PER CAR.	PRICE.		
			£	s.	d.
44/30248	Front Number Plate, 1924-5 Type	1		2	9
44/30216	Clip for Fixing, 1924-5 Type	2		2	ea.
44/32463	Front Number Plate, 1926 Type	1		2	9
44/32464	Clip for Fixing ditto, 1926 Type	2		2	ea.
44/661	Bolts for Fixing Clip to Frame, $\frac{1}{4}$ " B.S.F.	2		2	"
44/2080	Spring Washers for Bolts, $\frac{1}{4}$ " dia	2		1	"
44/1559	Nuts for Bolts, $\frac{1}{4}$ " B.S.F.	2		1	"
44/30250	Rear Number Plate	1		2	9
44/30249	Clip for Rear Number Plate	2		2	"
44/1091	Screws $\frac{3}{16}$ " Whit.	8		3	doz.
44/2032	Washers, $\frac{3}{16}$ "	8		2	"
44/1092	Nuts, $\frac{3}{16}$ " Whit.	8		1	ea.
44/30681	Wood Screws for Rear Number Plate	4		1	"
44/30798	Bracket for Spare Wheel, 1926	1		3	0
44/32811	Bracket for Spare Wheel, 1927	1		3	0
44/31230	Bolts, $\frac{3}{8}$ " B.S.F., for Spare Wheel Bracket	2		3	"
44/2082	Spring Washer for Spare Wheel Bracket	2		1	"
44/729	Nuts, $\frac{3}{8}$ " B.S.F.	2		1	"
44/30617	Retaining Plate for Spare Wheel	1		1 3	2 - C
44/31278	Bolt, $\frac{7}{16}$ " Whit. for Spare Wheel	1		2	
44/30089	Road Wheel (Steel) for 26" \times 3" or 700 \times 80 Tyres	5	2	0	0 ea.
44/31210	Road Wheel (Steel) for 28" \times 3 $\frac{1}{2}$ " or 710 \times 90 Tyre	5	2	0	0 "
44/30093	Road Wheel (Steel) for 715 \times 115 or 730 \times 130 Tyres	5	2	0	0 "
44/32470	Road Wheel (Steel) for 27" \times 4.40 Tyres	5	2	0	0 "
44/32483	Road Wheel (Steel) for 28" \times 4.95 Tyres	5	2	0	0 "
	Inner Tube	5	} at Maker's Current Prices.		
	Outer Cover	5			

Note.—When ordering Inner Tubes it is essential that the make of wheel be quoted, as the inflator adapter is made in two lengths to suit various wheels.

44/31250	Hub Cap	4	3	0	ea.
44/30059	Spring Washer for Road Wheel Studs	17		1	"
44/30058	Domed Nuts for Road Wheel Studs	17		7	"

Always quote your Chassis number.

Wings, Running Boards and Valances, 1924 and Early 1925 Models.

IMPORTANT NOTE.—When ordering Wings, Wing Irons, Running Boards, Bonnet Boards and Valances, it is advisable to return the old part for reference, or to give a full description, quoting type of body, 9in. or 10in. wide mudguard blade, divided or full length valance, etc.

PART No.	DESCRIPTION.	NUMBER PER CAR.	PRICE.		
			£	s.	d.
45/31610	Bonnet Board, Right Hand, Front Half ...	1	11	6	
45/30666	Bonnet Board, Right Hand, Rear Half ...	1	6	6	
45/31611	Bonnet Board, Left Hand ...	1	17	6	
45/30625	Countersunk Bolts for Bonnet Board ...	10		2	ea.
45/30679	Ferrule for Bonnet Board ...	10		2	ea.
45/30653	Running Board ...	2	5	6	"
45/30652	Running Board, with Wheel Well, 1924 Model		9	6	"
45/31633	Rubber Covering for Running Board ...	2	7	0	ea.
45/30669	Gimp Pins for Boards ...		2	3	lb.
45/31634	Aluminium Beading for Running Board ...	2	10	0	set.
45/30668	Wood Screws (Brass, for fixing Beading) ...	25		9	doz.
45/30671	Bolts, $\frac{5}{16}$ " \times $1\frac{1}{4}$ ", for Wings and Front Step Bracket ...	12		1	ea.
45/30672	Bolt, $\frac{5}{16}$ " \times $2\frac{1}{4}$ ", for Rear Step Bracket ...	2		2	"
45/30675	Bolt, $\frac{5}{16}$ " \times 2", for Rear Step Bracket ...	2		1	"
45/2081	Washer, $\frac{5}{16}$ ", for Running Board Bolts ...	16		1	"
45/30673	Nuts, $\frac{5}{16}$ " Whit., for Running Boards ...	16		1	"
45/2033	Washer, $\frac{1}{4}$ ", for Wing Stays ...	4		1	"
45/31413	Front Wing Stay, Right Hand ...	1	5	6	
45/31414	Front Wing Stay, Left Hand ...	1	5	6	
45/7724	$\frac{3}{8}$ " Washers for Packing Front Wing ...	4		1	ea.
45/30647	Front Wing, Right Hand ...	1	1 19	6	
45/30646	Front Wing, Left Hand ...	1	1 19	6	
45/30670	Bolts, $\frac{1}{4}$ " \times 1", for Front Wing Stay ...	4		3	ea.
45/2080	$\frac{1}{4}$ " Washer for Front Wing Stay Bolts ...	4		1	"
45/1559A	$\frac{1}{4}$ " Whit. Nut for Front Wing Bolts ...	4		1	"
45/30681	Wood Screws for Front Wing, 1" \times No. 10, Round Head ...	6		1	"
45/30667B	Wood Screws, $\frac{3}{4}$ ", No. 6, Round Head, for Front Wings and Valance ...	40		1	"
45/2106	Wood Screws, $\frac{3}{4}$ ", No. 10, Round Head, for Valance ...	20		1	"
45/30686	Valance, Right Hand ...	1	17	6	
45/30687	Valance, Left Hand ...	1	17	6	
45/30651	Rear Wing Stay, Right Hand (2-seater Bodies only) ...	1	7	3	
45/30650	Rear Wing Stay, Left Hand (2-seater Bodies only) ...	1	7	3	
45/30674	Coach Screw for Rear Wing Stay, $\frac{5}{16}$ " \times 2" Square Head (for occasional 4-seaters only) ...	4		2	ea.
45/30675	Coach Bolt for Rear Wing Stay, $\frac{5}{16}$ " \times 2" ...	4		2	"
45/2081	Washers, $\frac{5}{16}$ ", for Coach Bolts ...	4		1	"

Always quote your Chassis number.

Wings, Running Boards and Valances—continued.

PART No.	DESCRIPTION.	NUMBER PER CAR.	PRICE.		
			£	s.	d.
46/30673	$\frac{5}{16}$ " Whit. Nut for Coach Bolts ...	4			1 ea.
46/7724	$\frac{3}{8}$ " Packing Washers for Rear Wings ...	4			1 "
46/30649	Rear Wing, Right Hand ...	1	1	13	0
46/30648	Rear Wing, Left Hand ...	1	1	13	0
46/30670	Bolt, $\frac{1}{4}$ " \times 1", for Rear Wing Stay ...	4			3 ea.
46/2080	$\frac{1}{4}$ " Washer for Bolts ...	4			1 "
46/1559A	Nut, $\frac{1}{4}$ " Whit., for Wing Stay Bolts ...	4			1 "
46/2033	$\frac{1}{4}$ " Washer for Wing Stay Bolts ...	4			1 "
46/30691	Rear Wing Stay, Left Hand, for occasional 4-seater Bodies only ...	1	7	3	
46/30692	Rear Wing Stay, Right Hand, for occasional 4-seater Bodies only ...	1	7	3	
46/31463	Rear Wing Stay, Right Hand, for 4-seater Bodies only ...	1	7	6	
46/31464	Rear Wing Stay, Left Hand, for 4- seater Bodies ...	1	7	6	
46/1702	Bolt, $\frac{3}{8}$ " B.S.F., for Rear Wing Stays	4			1 ea.
46/2082	$\frac{3}{8}$ " Spring Washer, for Rear Wing Stays ...	4			1 "
46/729	$\frac{3}{8}$ " B.S.F. Nut for Rear Wing Stay Bolt ...	4			1 "

For Bodies having
2 or more doors.

Provided by the C.M.O. Register.
Not for re-sale

Always quote your Chassis number.

Wings, Running Boards and Valances—continued.

Late 1925 Models.

SPECIAL NOTE.—The following parts were not fitted to 2-seater Standard and Occasional 4-seater Models. The parts can be best identified by reference to the valances which were in two halves per side as distinct from earlier models, which had one full length straight valance per side.

PART No.	DESCRIPTION.	NUMBER PER CAR.	PRICE.		
			£	s.	d.
47/31635	Bonnet Board, R.H.	1	17	6	
47/31636	Bonnet Board, L.H.	1	17	6	
47/30625B	Countersunk Bolts for Bonnet Board Packers	7		2	ea.
47/2112P	Wood Screws for Bonnet Boards	8	1		„
47/30688	Raised Ferrules for Bonnet Boards	8	2		„
47/31637	Running Board (Wide Front End)	2	7	6	„
47/31639	Front Wing Stay R.H.	1	5	6	
47/31640	Front Wing Stay L.H.	1	5	6	
47/31641	Front Wing R.H. (10" wide blade)	1	2	2	0
47/31642	Front Wing L.H. (10" wide blade)	1	2	2	0
47/30647	Front Wing R.H. (9" wide blade)	1	1	19	6
47/30646	Front Wing L.H. (9" wide blade)	1	1	19	6
47/31674	Wood Screws for Front Wing, $1\frac{1}{2}$ " \times No. 12 Countersunk Head	16			1 ea.
47/31688	Wood Screws for Valance to Running Board, $\frac{3}{4}$ " \times No. 6 Countersunk Head	18		1	„
47/31643	Valance, Front, R.H.	1	10	9	
47/31644	Valance, Rear, R.H.	1	9	3	
47/31646	Valance, Front, L.H.	1	10	9	
47/31647	Valance, Rear, L.H.	1	9	3	
47/31653	Rear Wing, L.H., (10" wide blade)	1	1	15	6
47/31652	Rear Wing, R.H. (10" wide blade)	1	1	15	6
47/31656	Rear Wing, R.H. (9" wide blade)	1	1	13	0
47/31657	Rear Wing, L.H. (9" wide blade)	1	1	13	0
47/31674B	Wood Screws for Rear Wing to Body $1\frac{1}{2}$ " \times No. 12, Round Head	6			1 ea.
47/30667B	Wood Screws for Rear Wing Valance $\frac{3}{4}$ " \times No. 6, Round Head	4			1 ea.
47/2032	Washers for Wing Wood Screws	4		1	„
47/31660	Covering for Running Board, R.H.	1	8	6	
47/31661	Covering for Running Board, L.H.	1	8	6	
47/31662	Aluminium Moulding for Running Board, R.H.	1	6	0	
47/31663	Aluminium Moulding for Running Board, L.H.	1	6	0	

Always quote your Chassis number.

Wings, Running Boards and Valances—continued.

Modifications on 1926 Models.

PART No.	DESCRIPTION.	NUMBER PER CAR.	PRICE.		
			£	s.	d.
48/32452	Bonnet Board, R.H. Front Half	1	2	3	
48/32453	Bonnet Board, R.H. Rear Half	1	2	3	
48/32454	Bonnet Board, L.H.	1	3	0	
48/32467	Coach Bolts for Bonnet Board	7			2 ea.
48/2080	Spring Washer for Bonnet Board, Bolts $\frac{1}{4}$ " dia.	7		1	"
48/1559A	Nuts for Bonnet Board Bolts, $\frac{1}{4}$ " Whit.	7		1	"
48/32465	Running Board	2	7	6	"
48/32505	Rubber Covering for Running Board, R.H.	1	8	6	
48/32506	Rubber Covering for Running Board, L.H.	1	8	6	
48/32507	Aluminium Moulding for Running Board, R.H.	1	5	0	
48/32508	Aluminium Moulding for Running Board, L.H.	1	5	0	
48/32466	Wing Stay Front	2	5	6	ea.
48/32461	Front Wing, R.H. Offside	1	2	2	0
48/32462	Front Wing, L.H. Nearside	1	2	2	0
48/30681B	Wood Screws for Front Wing	6			1 ea.
48/2033	Washers for Wood Screws	6		1	"
48/32459	Valance Front, R.H. Offside	1	17	0	
48/32460	Valance Rear, R.H. Offside	1	13	0	
48/32457	Valance Front, L.H. Nearside	1	17	0	
48/32458	Valance Rear, L.H. Nearside	1	13	0	
48/30667B	Wood Screws for Valance to Bonnet Board	4			1 ea.
48/31685	Screw for Joint in Valance	2		1	"
48/31686	Spring Washer for Screw	2		1	"
48/31687	Nut for Valance Screw	2		1	"
48/31688	Wood Screw for Valance to Running Board	20		1	"
48/31649	Brass Beading for Valance	2	2	6	"
48/31695	Rear Wing Stay on Body, R.H. Offside	1	5	6	
48/31694	Rear Wing Stay on Body, L.H. Nearside	1	5	6	
48/31693	Rear Wing Stay on Wing	2	4	6	
48/949	Bolts for Rear Wing Stay Connection, $1\frac{1}{2}$ " \times $\frac{5}{16}$ " Hex.	2			2 ea.
48/6565	Bolts for Rear Wing Stay Connection, $1\frac{1}{4}$ " \times $\frac{5}{16}$ " Hex.	2		2	"
48/31715	Bolts for Rear Wing to Stay, $\frac{3}{4}$ " \times $\frac{3}{16}$ " Rd.Hd.	4		2	"
48/2081	Spring Washer for Rear Wing Stay	2		1	"
48/993	Nuts for Rear Wing Stay	2		1	"
48/30681B	Wood Screw for Rear Wing } to Body	2		1	"
48/6977	Washer for Wood Screw	2		1	"
					For Cars having Wheel Arched Bodies.

Always quote your Chassis number.

Wings, Running Boards and Valances—*continued.*

Modifications on 1927 Models.

PART No.	DESCRIPTION.	NUMBER PER CAR.	PRICE.		
			£	s.	d.
48A/32540	Running Board	2		7	6
48A/32543	Rubber Covering for Running Board, R.H.	1		8	6
48A/32544	Rubber Covering for Running Board, L.H.	1		8	6
48A/32541	Aluminium Beading for Running Board, R.H.	1		5	0
48A/32542	Aluminium Beading for Running Board, L.H.	1		5	0
48A/32466	Front Wing Stay	2		5	6
48A/32537	Front Wing, R.H.	1	2	2	0
48A/32536	Front Wing, L.H.	1	2	2	0
48A/661	Bolt $\frac{1}{4}$ " Whit. for Front Wing	4			1
48A/32523	Valance, R.H. Front	1		17	0
48A/32524	Valance, R.H. Rear	1		13	0
48A/32525	Valance, L.H. Front	1		17	0
48A/32526	Valance, L.H. Rear	1		13	0
48A/32528	Rear Wing, R.H.	1	1	15	6
48A/32529	Rear Wing, L.H.	1	1	15	6
32530	" R.H. 10"	1			1-17-6
32531	" L.H. 10"	1			1-17-6

Provided by the City Register
Not for re-sale

Always quote your Chassis number.

Body Fittings.

PART No.	DESCRIPTION.	NUMBER PER CAR.	PRICE.		
			£	s.	d.
49/30675	Bolt, $\frac{5}{16}$ " \times 2", for Packing Strip			2 ea.
49/30677	$\frac{5}{16}$ " \times 3 $\frac{1}{2}$ " Security Bolt for Body			2 "
49/31612	$\frac{5}{16}$ " \times 4" Security Bolt for Body			2 "
49/30676	$\frac{5}{16}$ " \times 3" Security Bolt for Body			2 "
49/30673	$\frac{5}{16}$ " Whit. Nuts for above Bolts			1 "
49/2081	$\frac{5}{16}$ " Spring Washer for above Bolts			1 "
49/30374	Bonnet painted lead colour, 1924-5 Type ...	1	2	0	0
49/30374E	Bonnet Enamelled, 1924-5 Type ...	1	4	2	6
49/32500	Bonnet painted lead colour, 1926-7 Type ...	1	2	0	0
49/32500E	Bonnet enamelled, 1926-7 Type ...	1	4	2	6
49/32522L	Bonnet lead colour, 1927 Type ...	1	2	2	6
49/32522E	Bonnet enamelled, 1927 Type ...	1	4	5	0
49/30626	Stud for Bonnet ...	1			4
49/2033	$\frac{1}{4}$ " Washer for Bonnet Stud ...	2			1 ea.
49/1559	$\frac{1}{4}$ " B.S.F. Nut for Bonnet Stud ...	1			1
49/30627	Domed Nut, $\frac{1}{4}$ " B.S.F. plated for Bonnet Stud	1			7
49/30664	Bonnet Fastener, complete ...	4	3	0	ea.
49/30667	Wood Screws, $\frac{3}{4}$ " \times No. 6, Round Head, plated, for Bonnet Fastener ...	12			1 "
49/30665	Tape (canvas) on Dash for Bonnet ...	1			2 pr. ft.
49/2112	Wood Screws, 1 $\frac{1}{2}$ " \times No. 10, Raised Head, plated, for Pedal Board ...	4			1 ea.
49/30688	Raised Ferrule, plated, for Wood Screws ...	4			1 "
49/30460	Washer for Accelerator Pedal, plated ...	1			4
49/2118	Wood Screw, $\frac{5}{8}$ " No. 8, Round Head, plated, for Pedal Washer ...	2			1 "
49/32476	Draught Plate for Hand Brake Lever Slot	1			9
49/2106	Wood Screws for Plate ...	4			1 ea.

IMPORTANT NOTE.—When ordering replacements for such parts as Windscreens, Side Curtains, Seat Squabs, Door Handles, Upholstery, Hood Material, Hood Sticks, etc.

Please quote full description, also a SKETCH with all dimensions of the article required, together with **CAR NUMBER** which is given **ON THE CLYNO IDENTIFICATION PLATE** attached to the Body under Bonnet.

This information may be sufficient to enable parts to be supplied from the sketch etc., but if the old part is sent to Clyno Service Depot for reference, it will ensure the correct article being supplied.

An order for Parts not enumerated in this List cannot be executed unless the above instructions are carried out.

Accessories and Fittings, 1924/25 Models.

PART No.	DESCRIPTION.	NUMBER PER CAR.	PRICE.		
			£	s.	d.
50/30982	Speedometer Head, A1, non-trip	4	10	0
50/30983	Inner and Outer Cable, complete	1	0	0
50/30936	Clip for fixing Cable to Chassis		1	6
50/1091	$\frac{3}{16}$ " Whit. Screw for ditto	1			3 doz.
50/1092	$\frac{3}{16}$ " Whit. Nut for above Screw	1			1
50/30985	Clock, Smith's Type A241, popular 8-day, flush fitting	1	2	12	6
50/30645M	Bracket to carry Head Lamp (Miller Lamp)	2	4	3	ea.
50/30645V	Bracket to carry Head Lamp (C.A.V. Lamp)	2	4	3	"
50/30678	Bolt for Lamp Bracket	6		2	"
50/1313	Washer for Lamp Bracket Bolt	6		1	"
50/2080	Spring Washer for Lamp Bracket Bolt ...	6		1	"
50/1559	Nut for Lamp Bracket Bolt	6		1	"
50/30949	Bracket for Tail Lamp (for occasional 4- seater only)	1		2	
50/30689	Wood Screws, $\frac{1}{2}$ ", No. 6, Round Head ...	4			1 ea.
50/30923	Petrol Can Carrier, complete with Screws for fixing to Running Boards	1	4	6	
50/30496	Carburetter Strangler, complete		3	0	
50/30452	Control Wire for Strangler	1		4	
50/30453	Split Ring for ditto	2			1 ea.
50/30468	Control Pull for ditto	1	1	3	
50/30469	Stop Plate for ditto	1	1	3	
50/30689	Wood Screws for ditto	2			1 ea.

Modified Parts on 1926 Models.

50/31703	Inner and Outer Speedometer Cable, length, 8' 9"	1	1	9	3
50/31704	Clip for Speedometer Cable to Torque Tube	1			2 ea.
50/1091	Screw for Clip, $\frac{3}{16}$ " Whit.	1			3 doz.
50/1092	Nut for Clip, $\frac{3}{16}$ " Whit.	1			1
50/32501	Bracket for Head Lamp	2	5	0	ea.
50/661	Bolt for Front of Head Lamp Bracket ...	2		2	"
50/7716	Bolt for Rear of Head Lamp Bracket ...	2		2	"
50/2080	Spring Washers for Head Lamp Bracket, $\frac{1}{4}$ " dia.	4			1 "
50/1559	Nuts for Head Lamp Brackets, $\frac{1}{4}$ " B.S.F. ...	4			1 "
50/32504	Petrol Level Gauge	1	3	4	
50/32509	Pipe for Petrol Level Gauge	1	1	6	
50/32510	Tap for Petrol Level Gauge	1	1	4	
50/2100	Wood Screws for Petrol Level Gauge ...	2			1 ea.
50/32511	Petrol Level Gauge complete, comprising 32504 to 2100	1		7	6
50/32438	Luggage Grid	1	1	10	0

IMPORTANT NOTE.—*Lighting and Starting, Ignition and Carburetters.*—When ordering, please quote make and description of article required, and return the old pattern for reference.

Special Parts fitted to Saloons.

PART No.	DESCRIPTION.	NUMBER PER CAR.	PRICE.		
			£	s.	d.
51/31416	Chassis Frame (Right Hand) 1924-5 only ...	1	1	5	0
51/31417	Chassis Frame (Left Hand) 1924-5 only ...	1	1	5	0
51/31418	Rear Spring	2	1	2	6 ea
51/30241	Stay Rod from Radiator to Body, 1924-5 only	1			7
51/31474	Hand Brake Lever Bracket	1		3	0
51/31475	Change Speed Rod complete	1		5	6
51/31620	Accelerator Pedal Rod complete	1		5	0
51/31467	Steering Column complete, 1924-5	1	2	9	0
51/31469	Steering Worm Tube complete, 1924-5	1	1	7	0
51/32806	Rear Spring, 1927	2	1	2	6
51/33033	Hand Brake Lever Bkt., 1927	1		8	6
51/33036	Change Speed Swivel Bkt., 1927	1		3	0
51/33027	Hand Brake Lever Shaft, 1927	1		1	6

Tools and Accessories.

PART No.	DESCRIPTION.	NUMBER PER CAR.	PRICE.		
			£	s.	d.
51/30900	Canvas Roll	1		3	0
51/1045	Pliers, 6" Combination	1		1	6
51/30902	Box Spanner, $\frac{1}{2}$ " and $\frac{7}{16}$ "	1		1	6
51/30903	Box Spanner, $\frac{3}{8}$ " and $\frac{5}{16}$ "	1		1	2
51/30904	Box Spanner, $\frac{1}{4}$ " and $\frac{3}{16}$ "	1			10
51/30905	Tommy Bar	1			4
51/30906	Spanner, Double-ended, $\frac{5}{16}$ " and $\frac{1}{4}$ "	1		1	0
51/1059	Spanner, Double-ended, $\frac{1}{4}$ " and $\frac{3}{16}$ "	1			9
51/30907	Adjustable Spanner, 9"	1		3	0
51/30908	Screw Driver	1			9
51/30909	Tyre Levers	2			6 ea.
51/30917	Tool Roll, fitted with Tools as above	1		15	0
51/30915	Magneto Spanner	1			9
51/30910	Tyre Inflator	1		7	9
51/30918	Lifting Jack, with Key	1		6	0
51/30920	Wheel Nut Brace	1		5	0
51/30998	Grease Gun	1		16	0

THREE SPANNERS

2

6

Always quote your Chassis number.

Special Parts on 1927 4 Ft. TRACK Strengthened Chassis.

Principally used for Overseas.

The identification Number of Chassis or Cars fitted with
following Parts have a prefix— letter **S**

PART No.	DESCRIPTION.	NUMBER PER CAR.	PRICE.		
			£	s.	d.
52/33547	Strengthened Chassis Side Member with Dumb Iron, R.H.	1	2	10	0
52/33548	Strengthened Chassis Side Member with Dumb Iron, L.H.	1	2	10	0
52/33542	Front Strengthening Stay	1		3	6
52/909	Nuts for Stay	2			1 ea.
52/2084	Spring Washers for Stay	2			1 "
52/33545	Rear Strengthening Stay (for Models with Luggage Grids)	1		6	0
52/33546	Rear Strengthening Stay (for Models without Luggage Grids)	1		6	0
52/32814	Bolts for Rear Stay, $1\frac{5}{8}$ " \times $\frac{3}{8}$ " B.S.F. ...	4			2 ea.
52/729	Nuts for Rear Stay, $\frac{3}{8}$ " F.S.F.	4			1 "
52/2082	Spring Washers for Rear Stay, $\frac{3}{8}$ " B.S.F. ...	4			1 "
52/1702	Bolts for Rear Stay, 1 " \times $\frac{3}{8}$ " B.S.F. ...	4			2 "
52/33652	Carburettor (Cox Atmos, B26 Type Adjust- able Jet)	1	5	10	0
52/32806	Rear Spring	2	1	2	6 "
52/32805	Rear Spring Clip	2			6 "
52/32804	Spring Strap Plate	2		1	2 "
52/729	Nuts for Spring Clip	8			1 "
52/31708	Differential Assembly with 40T Crown Wheel	1	9	3	6 set.
52/31710	Spiral Bevel Pinions 8T	1			
52/32483	Road Wheel for 28" \times 4.95 Tyre	5	2	0	0 ea.

*For Prices of Fan Parts fitted to Engine
of Overseas Models, see page 10.*

Always quote your Chassis number.

NOTE.

This Supplementary List is for Parts used on 4' 8" Track
OVERSEAS CHASSIS
AND
CLYNO DELIVERY VAN
which differs from the Standard 4' 0" Track.

For the following components on 4' 8" Track, refer to pages given below in Spare Parts Catalogue, dated October, 1929.

11 h.p. ENGINE, TYPE E.

See pages 5 to 10B inclusive.

12/28 h.p. ENGINE, TYPE C.Y.

See pages 11 to 16 inclusive.

GEARBOX.

See pages 21 and 22.

ACCESSORIES AND FITTINGS.

See page 51.

TOOLS AND ACCESSORIES.

See page 51.

Magneto 11 h.p. and 12/28 h.p.

PART No.	DESCRIPTION.	NUMBER PER CAR.	PRICE.		
			£	s.	d.
OS/30866	Magneto (Lucas Type GC4 Clockwise) 11 h.p.	1	8	0	0
OS/32114	Magneto (Lucas Type GC4 Clockwise) 12/28 h.p.	1	8	0	0

For Magneto Spares see Page 19.

Carburetter 11 h.p. and 12/28 h.p.

OS/33652	Carburetter, Cox Atmos B Type No. 26, (Adjustable jet) 11 h.p.	1	5	10	0
OS/33661	Carburetter, Cox Atmos B Type No. 30, (Adjustable jet) 12/28 h.p.	1	6	0	0

For Carburetter Spares see Page 19.

Clutch Shaft 11 h.p. and 12/28 h.p.

OS/33108	Clutch Shaft with Spider (15 $\frac{1}{4}$ " overall)	1	18	6	
OS/30893	Clutch Shaft with Spider (14 $\frac{3}{8}$ " overall)	1	18	6	
OS/30865	Clutch Universal Joint Spider (Engine End)	1	7	0	
OS/31117	Pin for Spider	1		3	
OS/30863	Lock Nut for Clutch Thrust Race	1	1	0	
OS/30864	Spring Ring for Lock Nut	1		2	
OS/30715	Clutch Thrust Race	1	10	3	
OS/32103	Washer for Clutch Thrust Race	1		2	
OS/32101	Cover for Clutch Thrust Race	1	4	9	
OS/c422	Lubricator for Clutch Shaft	1		6	
OS/30150	Universal Joint Spider on Gear Shaft	1	4	9	
OS/30161	Flexible Joints	2	9	6	ea.
OS/33110	Clutch Flange with Oil Retaining Disc, 11 h.p.	1	11	0	
OS/30875	Clutch Flange with Studs, 12/28 h.p.	1	10	6	
OS/33104	Studs for Clutch Flange, 11 h.p.	3		4	ea.
OS/30156	Studs for Clutch Flange, 12/28 h.p.	3		2	ea.

For Bolts, Nuts, Washers, and Cotters see Page 20.

Gear Box, 11 h.p. and 12/28 h.p.—see pages 21 and 22.

Always quote your Chassis number.

Gear Box (Right hand change speed control) 11 h.p. and 12/28 h.p.

PART No.	DESCRIPTION.	NUMBER PER CAR.	PRICE.		
			£	s.	d.
OS/33559	Change Speed Rod with Fork End ...	1	4	6	
OS/30352	Gearbox Change Speed Lever ...	1	3	9	
OS/30860	Oiler for Lever and Swivel	2		6	ea.
OS/30134	Screwed Cap for Gearbox Cover ...	1	2	6	
OS/30511	Felt Washer for Gearbox Screwed Cap ...	1		2	
OS/30353	Bush for Gearbox Lever Fulcrum Pin ...	1		3	
OS/31560	Change Speed Swivel with Bush	1	3	0	
OS/30354	Change Speed Bracket	1		6	
OS/30360	Spring for Change Speed Rod	1		2	
OS/30382	Change Speed Lever	1	3	3	
OS/30381	Black Ball for Change Speed Lever ...	1		6	

For Bolts, Nuts, Washers, and Cotters see Page 22.

Torque Tube and Propeller Shaft 11 h.p. and 12/28 h.p.

OS/32632	Torque Tube with Front and Rear Flanges, Bush for Spiral Pinion and Oil Retainer ...	1	2	17	3
OS/32634	Propeller Shaft complete with Splined Ends.	1	1	2	6
OS/30130	Spring for Front of Propeller Shaft ...	1		3	
OS/31713	Speedometer Gear Cover	1	10	6	
OS/31679	Speedometer Driving Spindle	1	6	6	
OS/31680	Sleeve for Speedometer Gear Spindle ...	1	2	0	
OS/31677	Speedometer Gear on Spindle	1	5	3	
OS/33604	Tie Rod with Fork End	2	14	0	ea.

For Bolts, Nuts, Screws, Split Pins, and Washers see Pages 23 and 24.

Back Axle 11 h.p. and 12/28 h.p.

OS/33602	Half Axle Case, Axle Tube and End Bracket, R.H.—O/S	1	4	8	6
OS/33605	Half Axle Case, Axle Tube and End Bracket, L.H.—N/S	1	4	8	6
OS/31396	Oil Filler Elbow	1	2	9	
OS/32619	Oil Retainer, R.H.	1	2	3	
OS/32618	Oil Retainer, L.H.	1	2	3	
OS/31320	Brake Cam Bush	4		4	ea.
OS/31397	Plug for Oil Filler, 1½" dia.	1		6	

Always quote your Chassis number.

Back Axle, 11 h.p. and 12/28 h.p.—continued.

PART No.	DESCRIPTION.	NUMBER PER CAR.	PRICE.		
			£	s.	d.
OS/4384	Plug for Axle Case, ¼" Gas	1		3	
OS/32638	Bush for Spring Anchor Bolt	2		4	ea
OS/31324	Spring Distance Piece	4		2	"
OS/32624	Brake Drum Dust Cover	2	1	9	"
OS/32625	Brake Shoe Swivel Pin	2	1	9	"
OS/32628	Brake Cam	2	6	0	"
OS/32630	Brake Cam Lever	2	2	0	"
OS/32050	Brake Shoe No. 1, with Lining	2	17	6	"
OS/32051	Brake Shoe No. 2, with Lining	2	17	6	"
OS/31323	Spring for Brake Shoe	4		2	"
OS/31708	Differential, complete with Spiral Bevel Pinion, 5 to 1	1	9	3	6
OS/31709	Differential Crown Wheel, 40T	1	3	10	6
OS/31710	Spiral Bevel Pinion, 8T	1	1	6	6
OS/31363	Differential Wheel	2	13	9	ea.
OS/31364	Differential Pinion	2	10	3	"
OS/31365	Fulcrum Pin for Pinions	1	2	9	
OS/30713	Pinion, Large Bearing	1	14	6	
OS/31337	Pinion Sleeve	1	4	2	
OS/30715	Pinion Thrust Race	1	10	3	
OS/31331	Pinion Bearing Housing	1	11	0	
OS/31032	Dowel for Pinion Bearing Housing	1		1	
OS/31336	Pinion Adjusting Sleeve	1		5	0
OS/30714	Pinion Small Bearing	1		11	9
OS/31682	Dowel for Speedometer Gear on Pinion	1		1	
OS/31706	Speedometer Gear on Pinion	1	3	6	
OS/30712	Differential Bearing	2	15	3	ea.
OS/30715	Differential Thrust Race	1	10	3	
OS/32623	Rear Hub Bearing Housing	2	4	6	ea.
OS/31319	Felt Washer	2		2	"
OS/32606	Felt Washer Retainer	2		3	"
OS/30719	Rear Hub Bearing	2	19	6	"
OS/33600	Axle Shaft	2	1	3	6
OS/32620	Sleeve for Axle Shaft	2		10	"
OS/32622	Rear Hub	2	17	0	"
OS/31317	Rear Wheel Studs	8		7	"
OS/32607	Tab Washer for Rear Hub	2		1	"
OS/32639	Lock Nut for Rear Hub	2		7	"
OS/32609	Key for Rear Hub	2		7	"
OS/32003	Brake Drum	2	17	6	"
OS/31325	Countersunk Screws for Brake Drum	4		1	"

For Bolts, Nuts, Split Pins, Washers, and Greasers see Pages 25, 26, and 27.

Always quote your Chassis number.

Front Axle (with Front Wheel Brakes) 11 h.p. and 12/28 h.p.

PART No.	DESCRIPTION.	NUMBER PER CAR.	PRICE.		
			£	s.	d.
OS/33625	Front Axle Beam (Stamping)	1	4	5	0
OS/31328	Studs for Cross Shaft Brackets	4		2	ea.
OS/33626	Cross Shaft Bracket, R.H.	1		5	0
OS/33627	Cross Shaft Bracket, L.H.	1		5	0
OS/30593	Bush for Cross Shaft Brackets	4		3	ea.
OS/33628	Front Brake Cross Shaft R.H.	1	1	6	
OS/33629	Front Brake Cross Shaft L.H.	1	1	6	
OS/30586	Brake Cam Operating Lever R.H.	1	2	6	
OS/30587	Brake Cam Operating Lever, L.H.	1	2	6	
OS/30567	Front Axle Brake Operating Lever	2	3	6	ea.
OS/32057	Front Axle Swivel, R.H., with Bush and Locating Screw	1	2	5	0
OS/32058	Front Axle Swivel, L.H., with Bush and Locating Screw	1	2	5	0
OS/32034	Brake Shoe Dust Cover, R.H.	1		3	0
OS/32035	Brake Shoe Dust Cover, L.H.	1		3	0
OS/32061	Brake Shoe Bracket with Bush, R.H.	1	12	6	
OS/32062	Brake Shoe Bracket with Bush, L.H.	1	12	6	
OS/32036	Front Hub End Cover	2	6	6	ea.
OS/30581	Oil Retaining Washer for Front Hub	2		2	"
OS/30580	Distance Piece for Swivel	2		9	"
OS/32038	Distance Piece for Swivel	2		9	"
OS/30713	Front Hub, Large Bearing	2	14	6	"
OS/30510	Nut for Large Bearing (Castellated)	2		10	"
OS/30709	Front Hub, Small Bearing	2	10	9	"
OS/30548	Front Hub Shell	2	17	6	
OS/30584	Front Wheel Driving Pins	8		4	ea
OS/33630	Cross Steering Arm	2	8	0	
OS/2008	Key for Steering Arms	3		2	
OS/33633	Side Steering Arm	1	7	6	
OS/30410	Side Steering Arm Ball	1	2	9	
OS/30164	Plug for Bottom of Swivel Pin	2		1	ea
OS/30571	Swivel Pin	2	2	6	
OS/30575	Swivel Thrust Washer	2	1	0	
OS/30576	Dust Cover for Thrust Washer	2		1	
OS/30578	Cap for Top of Swivel	2	2	6	
OS/30727	Brake Cam, R.H.	1	3	9	
OS/30729	Brake Cam, L.H.	1	3	9	
OS/30726	Brake Shoe Pivot Pin	2	1	6	ea.
OS/30588	Brake Cam Lever, R.H.	1	4	0	
OS/30589	Brake Cam Lever, L.H.	1	4	0	

Always quote your Chassis number.

Front Axle (with Front Wheel Brakes)—11h.p. & 12/28h.p.—continued.

PART No.	DESCRIPTION.	NUMBER PER CAR.	PRICE.		
			£	s.	d.
OS/32621	Anti-Kick Spring for Brake Shoe	... 2		2	ea.
OS/32050	Brake Shoe No. 1 with Lining	... 2	17	6	"
OS/32051	Brake Shoe No. 2 with Lining	... 2	17	6	"
OS/31323	Brake Shoe Spring	... 4		2	"
OS/32003	Brake Drum	... 2	17	6	"
OS/31325	Countersunk Screws for Brake Drum	... 4		1	"
OS/33632	Cross Steering Tube	... 1	7	9	
OS/32013	Adapter for Cross Steering Tube, R.H.	... 1	2	6	
OS/32014	Adapter for Cross Steering Tube, L.H.	... 1	2	6	
OS/32017	Spring for Ball Socket	... 2		1	ea.
OS/32015	Ball Socket, Plain	... 2		6	"
OS/30410	Cross Steering Arm Ball	... 2	2	9	
OS/32016	Ball Socket, Screwed	... 2		10	"
OS/30431	Spring Cover for Cross Steering Tube	... 2		5	"

For Bolts, Nuts, Washers, Cotter, and Screws see Pages 29, 30, 31.

Steering 11 h.p. and 12/28 h.p.

OS/32306	Steering Wheel, 17"	... 1	1	13	0
OS/30399	Steering Column with Box, Support, Clips, and Bearing Housing	... 1	2	7	6
OS/30426	Steering Nut Housing, White Metal Lined.	1		12	9
OS/30785	Steering Box Operating Lever	... 1		19	9
OS/30428	Steering Nut Fulcrum Pin	... 2		2	ea.
OS/30424	Steering Box Worm and Shaft	... 1	1	5	6
OS/30708	Ball Race for Steering Column	... 1		10	6
OS/30420	Lock Nut for Column Race	... 1			4
OS/30421	Lock Ring for Column Race	... 1		4	9
OS/30412	Steering Box Cover	... 1		6	0
OS/2008	Key for Steering Wheel	... 1			2
OS/30423	Domed Nut for Steering Wheel	... 1			7
OS/33631	Steering Box Drop Arm	... 1		8	6
OS/30410	Steering Lever Ball	... 1		2	9
OS/32902	Side Steering Tube with Slotted Ends	... 1		17	6
OS/30407	Ball Socket for Side Steering Tube	... 4	1	6	ea.
OS/30409	Spring for Ball Socket	... 2		6	"
OS/30408	Screwed Cap for Side Steering Tube	... 2		5	"
OS/30431	Spring Cover for Side Steering Tube	... 2		5	"
OS/30155	Spring Ring for Steering Box	... 1			3
OS/30454	Bracket for Steering Column Clip	... 1	2		3

For Bolts, Nuts, Washers, Cotter, and Screws see Page 32.

Always quote your Chassis number.

Throttle and Ignition Hand Controls. (Steering Column Type).

For 11 h.p. Type—see page 33.

PART No.	DESCRIPTION.	NUMBER		PRICE.		
		PER CAR.	£	s.	d.	
12/28 h.p. Type.						
OS/30440	Throttle Control Rod with Taper Sleeve ...	1	4	3		
OS/30440	Ignition Control Rod with Taper Sleeve ...	1	4	3		
OS/32493	Control Clip at Bottom of Steering Column	2 Halves	1	9		
OS/30439	Pivot Pin for Crank Lever on Column ...	1		4		
OS/32115	Bell Crank Lever on Column for Throttle ...	1	1	3		
OS/32904	Connecting Link for Throttle ...	1		4		
OS/31234	Cam for Throttle Control Rod ...	1		10		
OS/30499	Ignition Control Lever on Rod ...	1		7		
OS/30792	Spring for Control Rods ...	2	2		ea.	
OS/32221	Connecting Link for Magneto ...	1		2		
OS/33666	Magneto Control Cross Rod ...	1		8		
OS/32219	Magneto Control Bracket ...	1		9		
OS/32482	Magneto Control Shaft ...	1	1	0		
OS/32220	Magneto Control Shaft Lever ...	2	6		ea.	
OS/32218	Spring for Magneto Control Shaft ...	1		2		

For Bolts, Nuts, Washers, and Cotter Pins see Page 35.

Foot Control for Carburetter. 11 h.p. and 12/28 h.p.

OS/31620	Accelerator Pedal Tread and Rod ...	1	5	0		
OS/33109	Support Plate and Fulcrum Pin for Crank Lever ...	1	1	6		
OS/30461	Accelerator Pedal Lever on Cross Shaft ...	2	2	6	ea.	
OS/30467	Accelerator Pedal Return Spring ...	1		2		
OS/33655	Carburetter Control Cross Shaft with Lever, 11 h.p. ...	1	6	0		
OS/33665	Carburetter Control Cross Shaft with Lever, 12/28 h.p. ...	1	3	6		
OS/30457	Bracket for Control Cross Shaft ...	2	1	6	ea.	
OS/32115	Carburetter Bell Crank Lever ...	1	1	3		
OS/32302	Control Rod for Carburetter, 11 h.p. ...	1		3		
OS/32490	Control Rod for Carburetter 12/28 h.p. ...	1		3		

For Bolts, Nuts, Washers, and Cotter Pins, see Page 35

Always quote your Chassis number.

Clutch and Brake Controls.

11 h.p. and 12/28 h.p.

PART No.	DESCRIPTION.	NUMBER PER CAR.	PRICE.		
			£	s.	d.
OS/33552	Pedal Shaft with Clutch Operating Lever, Return Spring Lever, and Clutch Pedal ...	1	1	6	0
OS/33553	Pedal Distance Tube	1		9	
OS/33554	Footbrake Pedal	1		7	3
OS/33551	Pedal Shaft Bracket	2		6	0 ea.
OS/7457	Pedal Return Spring	2		3	
OS/31139	Pedal Foot Tread with Pin	2	10	3	"
OS/33556	Hand Brake Lever Bracket	1	12	6	
OS/30593	Bush for Hand Brake Shaft Bracket ...	2		3	ea.
OS/33000	Hand Brake Lever	1		6	9
OS/33557	Hand Brake Lever Shaft	1		2	3
OS/30305	Brake Rack	1		2	9
OS/31630	Hand Brake Ratchet Rod	1		1	6
OS/1932	Spring for Hand Brake Lever	1			1
OS/30309	Ratchet Stop Knob	1			10
OS/30307	Brake Ratchet Pawl	1		1	8
OS/30310	Brake Pawl Pin	1			9
OS/33560	Footbrake Operating Shaft	1		6	6
OS/33004	Footbrake Operating Lever	1		4	6
OS/32205	Distance Tube for Footbrake Shaft ...	2			3 ea.
OS/33005	Footbrake Adjusting Lever	2		4	0 "
OS/33011	Bracket for Brake Shafts	2		4	9 "
OS/33010	Cap for Brake Bracket	2		3	6 "
OS/33013	Foot Brake Operating Rod	1			9 "
OS/31231	Studs for Brake Shaft Brackets	4			1 "
OS/30315	Brake Rod Jaws	6			6 ea.
OS/33014	Hand Brake Push Rod	1		1	0 "
OS/33015	Hand Brake Operating Rod	1			9 "
OS/33008	Brake Rod Slip Link	2		1	3 ea.
OS/33020	Hand Brake Lever Jaw Pin	2			2 "
OS/33018	Handbrake Rod Spring	2			3 "
OS/33009	Brake Rod Adjusting Pin	2		1	6 "
OS/33017	Footbrake Compensating Link	2		2	0 "
OS/32427	Footbrake Connecting Link	2			6 "
OS/33023	Brake Adjusting Rod (Rear)	2			9 "
OS/30318	Spring for Brake Adjustment	4			3 "
OS/30313	Brake Adjusting Plug	4			3 "
OS/33012	Front Brake Adjusting Rods	2			9 "
OS/33555	Front Brake Cross Shaft	1		4	0 "
OS/33021	Front Brake Intermediate Lever	1		3	3 "
OS/32423	Front Brake Shaft Lever	2		2	9 ea.

For Bolts, Nuts, Washers, Cotters, and Greasers see Pages 36, 37, and 38.

Always quote your Chassis number.

Chassis Frame with Springs and Sundries, 11 h.p. and 12/28 h.p.

PART No.	DESCRIPTION.	NUMBER PER CAR.	PRICE.		
			£	s.	d.
OS/33500	Chassis Frame, R.H. (Drilled), with Dumb Iron	1	2	17	6
OS/33501	Chassis Frame, L.H. (Drilled), with Dumb Iron	1	2	17	6
OS/33503	Front Cross Member and Brackets	1	1	0	0
OS/33505	Centre Cross Member and Brackets	1	1	9	6
OS/33507	Rear Cross Member and Brackets	1	1	2	6
OS/33514	Radiator Support Brackets	2	2	6	ea.
OS/33511	Rear Spring Bracket, R.H.	1	8	6	
OS/33512	Rear Spring Bracket, L.H.	1	8	6	
OS/32806	Rear Spring	2	1	2	6 ea.
OS/32818	Rear Spring (special for Van II Leaves)	2	2	5	0 "
OS/32805	Rear Spring Clip	4		6	"
OS/32821	Rear Spring Clip (special for Van)	2		6	ea.
OS/32804	Spring Strap Plate	4	1	2	"
OS/30136	Gearbox Support Socket, Short	1	5	0	
OS/30137	Gearbox Support Socket, Long	1	8	6	
OS/30144	Spring for Gearbox Support Bracket	1	5		
OS/30139	End Plate for Gearbox Support Bracket	1	5		
OS/30224	Oil Pipe for Gearbox Support Bracket	1	3		
OS/32808	Rear Spring Bolt	2	2	6	ea.
OS/32825	Rear Spring Bolt (Special for Van)	2	2	9	"
OS/30415	Steering Box Bracket (to Frame)	1	5	3	
OS/33533	Wood Block for Engine Arm, R.H., 11 h.p.	2	6		ea.
OS/33534	Wood Block for Engine Arm, L.H., 11 h.p.	2	6		"
OS/33569	Wood Block for Side Member, Front 12/28 h.p.	2	6		"
OS/33534	Wood Block for Side Member, Rear 12/28 h.p.	2	6		"
OS/32418	Front Spring Shackle Plate (Plain)	2	1	0	"
OS/32407	Front Spring Shackle Plate (Slotted)	2	1	3	"
OS/32064	Front Spring Shackle Bracket with Bush	2	5	0	"
OS/30744	Front Spring	2	1	1	0 "
OS/32408	Front Spring Shackle Pin	4	2	9	"
OS/32409	Special Spring Pin	2	1	9	"
OS/32411	Adapter for Special Spring Pin	2	9		"
OS/30324	Pedal Return Spring Button	2	2		"
OS/31178	Rear Stepboard Bracket	2	5	0	"
OS/33509	Front Step Hanger, R.H.	1	2	0	"
OS/33510	Front Step Hanger, L.H.	1	2	0	"
OS/33508	Stepboard Front Support	1	5	0	"
OS/33561	Front Clips for Undershield	2	3		ea.

Always quote your Chassis number.

Chassis Frame—continued.

PART No.	DESCRIPTION.	NUMBER PER CAR.	PRICE.		
			£	s.	d.
OS/33562	Rear Clips for Undershield	2			3 ea.
OS/32414	Front Spring Clip	4	1	6	"
OS/31250	Hub Cap	4	3	0	"
OS/32809	Engine Undershield, 11 h.p.	1	17	6	
OS/32813	Engine Undershield, 12/28 h.p.	1	17	6	
OS/33650	Engine Arm, 11 h.p.	3	9	0	ea.
OS/33651	Special Engine Arm, 11 h.p.	1	11	0	
OS/33658	Engine Arm, 12/28 h.p.	1	9	0	
OS/33659	Engine Arm Special, 12/28 h.p.	1	11	0	
OS/33657	Extension for Front Engine Arm, 12/28 h.p.	2	5	0	ea.
OS/33662	Special Bolt for Engine Arm, $4\frac{5}{16}'' \times \frac{7}{16}''$, 12/28 h.p.	2	1	0	
OS/33663	Special Bolt for Engine Arm Extension, $2\frac{1}{4}'' \times \frac{3}{8}''$, 12/28 h.p.	2		8	"
OS/33531	Rear Strengthening Stay	1	8	0	
OS/33541	Front Strengthening Stay	1	4	9	

For Bolts, Nuts, Washers, Cotter, and Greasers see Pages 39, 40, 41, 41a.

Radiator and Fittings 11 h.p. and 12/28 h.p.

OS/33515	Radiator Complete with Filler Cap and Drain Plug	1	12	10	0
OS/30240	CLYNO Name Plate	1	4	3	
OS/30259	Pad for Radiator Bracket	2		2	ea.
OS/30205	Water Pipe Rubber Hose Top	1	1	2	
OS/30210	Water Pipe Rubber Hose Bottom	1		10	
OS/30208	Clip for Rubber Hose	4		9	
OS/32443	Stay Rod from Radiator to Body	1		6	
OS/30266	Bracket on Dashboard for Radiator Stay	1		3	

For Bolts, Nuts, Screws, and Washers see Page 42.

Petrol Tank and Fittings 11 h.p. and 12/28 h.p.

OS/30697	Petrol Tank	1	1	7	6
OS/3077	Filler Cap	1			
OS/3094	Leather Washer for Filler Cap	1	2	6	
OS/30620	Petrol Tank Support Strap with Screwed Ends	2	1	9	ea.
OS/30614	Petrol Tap with Fibre Washer	1	2	0	
OS/30642	Petrol Pipe with Nipples and Nuts for Tank and Carburetter, 11 h.p.	1	5	6	
OS/32488	Petrol Pipe with Nipples and Nuts for Tank and Carburetter, 12/28 h.p.	1	6	6	
OS/30609	Felt Packing Piece for Petrol Tank	2		10	

For Bolts, Nuts, Washers, and Screws see Page 43.

Always quote your Chassis number.

Silencer and Pipes 11 h.p. and 12/28 h.p.

PART No.	DESCRIPTION.	NUMBER PER CAR.	PRICE.		
			£	s.	d.
OS/32441	Silencer	1	16	0	
OS/30221	Front Pipe Clip on Silencer	1			2
OS/30298	Rear Pipe Clip on Silencer	1			2
OS/33529	Front Exhaust Pipe, 11 h.p.	1	3	6	
OS/33570	Front Exhaust Pipe, 12/28 h.p.	1	4	0	
OS/30204	Flange for Exhaust Pipe	1	2	3	
OS/30209	Joint for Exhaust Pipe Flange	1			4
OS/30378	Tail Pipe	1	4	0	
OS/30685	Clip for Tail Pipe	1			2

For Bolts, Nuts, Washers, and Screws see Page 43.

Number Plate, Spare Wheel Bracket, and Road Wheels 11 h.p. and 12/28 h.p.

OS/32463	Front Number Plate	1	2	9	
OS/33539	Clip for fixing Front Number Plate	2			3 ea
OS/30250	Rear Number Plate	1	2	9	
OS/30249	Clip for fixing Rear Number Plate	2			2 ea.
OS/33513	Spare Wheel Bracket	1	3	6	
OS/30617	Retaining Plate for Spare Wheel	1	1	3	
OS/32483	Road Wheel for 28" x 4.95 Tyres	5	2	0	0 ea.

For Bolts, Nuts, Screws, and Washers see Page 44.

Wings, Running Boards and Valances 11 h.p. and 12/28 h.p.

OS/33535	Bonnet Board, R.H. Front Half	1	2	9	
OS/33536	Bonnet Board, R.H. Rear Half	1	2	9	
OS/33537	Bonnet Board, L.H.	1	5	0	
OS/33538	Running Board	2	8	0	
OS/33521	Front Wing Stay	2	6	6	
OS/33523	Front Wing R.H.	1	2	5	0
OS/33522	Front Wing, L.H.	1	2	5	0
OS/31815	Clip for Side Lamp Cables	2			1 ea.
OS/33517	Valance, Front R.H.	1	19	6	
OS/33519	Valance, Rear R.H.	1	15	0	
OS/33518	Valance, Front L.H.	1	19	6	
OS/33520	Valance, Rear L.H.	1	15	0	

Always quote your Chassis number.

Wings, Running Boards and Valances—continued.

PART No.	DESCRIPTION.	NUMBER PER CAR.	PRICE.		
			£	s.	d.
OS/32545	Beading for Valance, 4' 9½" long	... 2	2	6	ea.
OS/32530	Rear Wing, R.H. 1	1	17	6
OS/32531	Rear Wing, L.H. 1	1	17	6
OS/33567	Covering for Running Board, R.H.	... 1		9	0
OS/33568	Covering for Running Board, L.H.	... 1		9	0
OS/33565	Moulding for Running Board, R.H.	... 1		5	6
OS/33566	Moulding for Running Board, L.H.	... 1		5	6
OS/31693	Rear Wing Stay Bridge 2		5	0 ea.
OS/31695	Rear Wing Stay Bracket, R.H. 1		6	0
OS/31694	Rear Wing Stay Bracket, L.H. 1		6	0

For Bolts, Nuts, Screws, and Washers see Pages 45, 46, 47, 48 and 48a.

Body Fittings 11 h.p. and 12/28 h.p.

OS/33540L	Bonnet (Grey)	1	2	5	0
OS/33540E	Bonnet (Enamelled)	1	4	10	0
OS/32820	Bonnet (special for Van) (Grey) ...	1	2	7	6
OS/31704	Clip for Speedometer Flex to Torque Tube	2			2 ea.
OS/30626	Bonnet Stud	1			4
OS/30627	Domed Nut for Bonnet Stud	1			7
OS/30664	Bonnet Fastener Complete	4		3	0 ea.
OS/32476	Plate for Hand Brake Lever Slot ...	1			9

For Bolts, Nuts, Screws, and Washers see Page 49.

Accessories and Fittings—see page 50.

Tools and Accessories—see page 51.

Always quote your Chassis number.