



*Spare Part
Catalogue
& Price List.*

R. H. Collier & Co., Ltd.

Successors to :

**The CLYNO ENGINEERING Co.
(1922) LTD.,
COVENTRY ROAD,
YARDLEY, BIRMINGHAM.**

Telephone : Acocks Green 1531 (4 lines)
Telegrams : "Colspar, Birmingham."

PRICE 1/-

CLYNO CARS

Spare Parts Catalogue and List of Prices

R. H. COLLIER & Co , Ltd.,
COVENTRY ROAD,
YARDLEY, BIRMINGHAM.

PLEASE NOTE.

WOLVERHAMPTON REPAIR & SERVICE DEPÔT.

NEW ADDRESS:-

THE GARAGE, GREEN LANE,

BIRMINGHAM NEW ROAD,

WOLVERHAMPTON.

Telephone :
No. 2051.

Telegrams :
CLYSER, Wolverhampton.

Special Note.

THIS book embraces spare parts as used on cars during the years 1924—1925—1926—1927. Years 1924 and 1925 are grouped together. 1926 and 1927 follow under the different groupings.

If any parts required for 1926 or 1927 Models are not under the 1926 or 1927 heading they are the same as 1925 and will be found under the 1925 heading.



THE FOLLOWING CHASSIS NUMBERS WILL BE A GUIDE FOR THE YEAR OF CAR:—

| | | |
|-----------------|--------------------|---------------------|
| 1923—11 h.p. | | 1 to 623 |
| 1924—11 h.p. | | 624 to 2,750 |
| 1925—11 h.p. | | 2,751 to 7,600 |
| 1926—11 h.p. | | 7,601 to 18,750 |
| 1927—11 h.p. | | 18,751 and upwards. |
| 1926—12/28 h.p. | (Formerly 13 h.p.) | T1 to T1,200 |
| 1927—12/28 h.p. | „ | T1,201 and upwards. |

Method of ordering Spare parts for Clyno Cars.

If you follow these instructions strictly you will greatly facilitate the service and supply of spare parts.

CHASSIS NUMBER.—Always quote Chassis number which will be found stamped on the metal plate fixed to the dash panel under the bonnet. Both Part number and description should be quoted when ordering.

ORDERS BY TELEGRAPH.—It is essential that Chassis and Part numbers are quoted. If money is telegraphed, be sure that your name and address appear in the text of the message, and, as an additional safeguard, confirm your telegram by letter.

CORRESPONDENCE. Always address your correspondence to :—

R. H. COLLIER & Co., Ltd., *Successors to*

The Clyno Engineering Co. (1922) Ltd.,

Service Depot,

Gt. Brickkiln Street,

Wolverhampton.

Telephone : 2051.

Telegrams : "Clyser, Wolverhampton."

Your list of spare parts required should be written on a separate sheet of paper, bearing your name and address. If away from home, your communication should give both your temporary and your home addresses. This enables us to refer to past correspondence.

If you correspond with us regarding parts that have been ordered through an Agent, kindly quote the name and address of the agent.

You will greatly assist us if your address and signature are written in block capital letters, in order to avoid mistakes. If you have made any alterations to standard model you should, when ordering parts, give all necessary details regarding alteration.

Method of ordering Spare Parts—*continued.*

PARTS RETURNED.—Parts returned to us should be labelled distinctly. You should also advise us by letter as to their despatch, giving definite instructions and stating whether you wish the patterns returned.

CRATES.—Wings and other parts likely to be damaged in transit must be packed in a crate. For the nominal sum of one shilling (1/-) we can loan a suitable crate, provided it is returned to us carriage paid and in good condition within a reasonable period.

TERMS OF PAYMENT.—*Cash with order*, or Cash against *pro forma* invoice.

We ask our clients to conform to these terms by remitting cash with order, and to include a *sufficient* sum to cover postage, or passenger train rate when too heavy for post (overpayment will be refunded), otherwise *pro forma* invoice will be forwarded, and the goods will not be despatched until the amount of invoice is received.

PRICES are subject to alteration without **notice**.

ALL PREVIOUS LISTS CANCELLED.

Index.

| | Pages |
|---|-----------|
| Accessories and Fittings | 50 |
| Back Axle | 25 to 27A |
| Body Fittings | 49 |
| Controls, Brake and Clutch | 36 to 38A |
| Controls (Foot) for Carburetter | 35 |
| Controls, Throttle and Ignition (Hand), Steering Column Type | 33 |
| Controls, Throttle and Ignition (Hand), Instrument Board Type | 34 |
| Clutch Shaft | 20 |
| Carburetter | 19 |
| Chassis Frame and Sundries | 39 to 41A |
| Engine, 11 h.p., Type F | 5 to 10B |
| Engine, 12/28 h.p., Type C.Y. | 11 to 16 |
| Engine (Ball Bearing Type) | 18 |
| Front Axle (without Front Wheel Brakes) | 28 |
| Front Axle (with Front Wheel Brakes) | 29 & 30 |
| Gear Box | 21 & 22 |
| Magneto | 19 |
| Method of ordering Spare Parts for Clyno Cars | 3 & 4 |
| Number Plates | 44 |
| Propeller Shaft | 23 & 24 |
| Petrol Tank and Fittings | 43 |
| Pipes (Exhaust) | 43 |
| Radiator and Fittings | 42 |
| Road Wheels | 44 |
| Running Boards | 45 to 48A |
| Special Note | 2 |
| Special Parts fitted on 12/28 h.p. Models only | 17 |
| Special Parts fitted on 4 ft. Track (Strengthened Chassis) (Principally used for Overseas) | 52 |
| Special Parts fitted on Saloons only | 51 |
| Steering | 32 |
| Speedometer Front Wheel Drive | 31 |
| Springs (Road) and Sundries | 39 to 41A |
| Silencer | 43 |
| Spare Wheel Bracket | 44 |
| Torque Tube | 23 |
| Valences | 45 to 48A |
| Wings | 45 to 48A |
| Special Parts on 4' 8" Track "Overseas & Van" Chassis | 53 to 64 |

11 h.p. Engine Type F.

| PART No. | DESCRIPTION. | NUMBER | | | PRICE. | | |
|-------------|--|----------|----|----|--------|------|---|
| | | PER CAR. | £ | s. | d. | | |
| 5/F501 | Cylinder Block, complete with studs, valve guides, baffle plates and dowels | 1 | 25 | 17 | 0 | | |
| 5/F1 | Cylinder Block only | 1 | 22 | 0 | 0 | | |
| 5/F216 | Studs for Cylinder Head | 17 | | | 3 | ea. | |
| 5/F217 | Short Stud for Exhaust Manifold | 2 | | | 2 | " | |
| 5/F218 | Long Stud for Exhaust Manifold | 4 | | | 3 | " | |
| 5/F223A | Stud for Engine Arms | 16 | | | 2 | " | |
| 5/F226 | Stud for Tappet Cover | 2 | | | 5 | " | |
| 5/F259 | Baffle Plate for Oil Splash (Left Hand) ... | 1 | 1 | 0 | | " | |
| 5/F260 | Baffle Plate for Oil Splash (Right Hand) ... | 1 | 1 | 0 | | " | |
| 5/F311 | Rivet for Baffle Plate | 6 | | | 6 | doz. | |
| 5/F167 | Timing Pointer | 1 | | | 3 | ea. | |
| 5/F257 | Dowel Pin for Crankcase End Covers ... | 2 | | | 2 | " | |
| 5/F11 | Valve Guide | 8 | | | 2 | 9 | |
| 5/F111 | Valve | 8 | | | 35 | 0 | " |
| 5/F170 | Valve Spring | 8 | | | 9 | | |
| 5/F113 | Valve Spring Cup | 8 | | | 6 | | |
| 5/F112 | Valve Cotter Pin | 8 | | | 2 | " | |
| 5/F502 | Tappet, complete with adjuster and lock nut | 8 | 5 | 4 | | " | |
| 5/F114A | Valve Tappet | 8 | 4 | 7 | | " | |
| 5/F115 | Tappet Adjusting Screw | 8 | | | 4 | " | |
| 5/F271 | Lock Nut for Tappet Adjusting Screw ... | 8 | | | 2 | " | |
| 5/F116 | Tappet Steady Pin | 8 | | | 5 | " | |
| 5/F116A | Lock Nut for Tappet Steady Pin | 8 | | | 2 | " | |
| 5/F503 | Connecting Rod, complete with cap, bolts, etc. | 4 | 1 | 7 | 6 | " | |
| 5/F60 | Packing Shim for Connecting Rod | 8 | | | 2 | " | |
| 5/F125A | Connecting Rod Bolt | 8 | | | 1 | 6 | |
| 5/F126 | Nut for Connecting Rod Bolt | 8 | | | 15 | 2 | " |
| 5/F5A | Piston | 4 | | | 19 | 20 | " |
| 5/F6A | Piston Ring | 8 | | | 1 | 0 | " |
| 5/F108A | Gudgeon Pin | 4 | | | 25 | 80 | " |
| 5/F251 | Gudgeon Pin Taper Cotter | 4 | | | 2 | " | |
| 5/F504 | Crankcase Cover, Flywheel End, complete with bushes, retaining nut and oil pipe union | 1 | 2 | 4 | 0 | | |
| 5/F21G | Crankcase Cover, Flywheel End | 1 | 1 | 1 | 0 | " | |
| 5/F62A | Rear Bearing for Crankshaft | 1 | | | 12 | 6 | " |
| 5/F64 | Rear Bearing for Camshaft | 1 | | | 6 | 3 | |
| 5/F65 | Camshaft Bearing Retaining Nut with Disc | 1 | 4 | 5 | | | |
| 5/F66 | Disc for Retaining Nut | 1 | | | 2 | | |
| 5/F505 | Timing Case, complete with crankshaft front bearing, studs and oil pipe union ... | 1 | 3 | 6 | 0 | | |
| 5/F4D | Timing Case only | 1 | 2 | 9 | 6 | | |

Always quote your Chassis number.

11 h.p. Engine, Type F.—continued.

| PART No. | DESCRIPTION. | NUMBER PER CAR. | PRICE. | | |
|----------|--|-----------------|--------|----|-----|
| | | | £ | s. | d. |
| 6/F61 | Front Bearing for Crankshaft | 1 | 12 | 6 | |
| 6/F224A | Stud for Magneto Platform, $\frac{5}{16}$ " B.S.F. ... | 1 | | 2 | |
| 6/F224B | Stud for Magneto Platform, $\frac{3}{8}$ " B.S.F. ... | 1 | | 3 | |
| 6/F231 | Set Screw for Crankcase and Timing Covers, $\frac{5}{16}$ " B.S.F. \times $\frac{3}{4}$ " | 15 | | 2 | ea. |
| 6/F92H | Crankshaft | 1 | 9 | 7 | 0 |
| 6/F159 | Oil Thrower Disc | 1 | | 8 | |
| 6/F277 | Chain Wheel Distance Washer | 1 | | 4 | |
| 6/F95A | Crankshaft Chain Wheel | 1 | 18 | 9 | |
| 6/F252 | Pin for Crankshaft Chain Wheel | 1 | | 2 | |
| 6/F87 | Thrust Washer for Rear End of Back Bearing | 1 | | 7 | 8 |
| 6/F273 | Oil Return Washer | 1 | 11 | 2 | |
| 6/F272 | Nut for Oil Return Washer | 1 | | 1 | 0 |
| 6/F91A | Camshaft | 1 | 4 | 2 | 6 |
| 6/F63 | Camshaft Front Bearing | 1 | 11 | 6 | |
| 6/F228 | Set Screw for Camshaft Front Bearing ... | 2 | | 4 | ea. |
| 6/F99 | Camshaft Chain Wheel Centre | 1 | | 5 | 6 |
| 6/F96 | Camshaft Chain Wheel | 1 | 1 | 2 | 0 |
| 6/F145 | Bolt for Camshaft Chain Wheel | 4 | | 5 | ea. |
| 6/F291 | Peg for Camshaft Chain Wheel | 1 | | 2 | |
| 6/F506 | Magneto Bracket, complete with bush ... | 1 | 1 | 3 | 0 |
| 6/F22c | Magneto Bracket only | 1 | 16 | 6 | |
| 6/F57A | Bush for Magneto Bracket | 1 | | 5 | 0 |
| 6/F222 | Steady Pin for Magneto Bracket | 1 | | 3 | |
| 6/F507 | Magneto Shaft with 3 | | | | |
| | Driving Pins | 1 | 1 | 1 | 6 |
| 6/F109 | Coupling Flange | 1 | | 4 | 2 |
| 6/F110 | Driving Pins | 6 | | 2 | ea. |
| 6/F189 | Leather Coupling | 1 | | 1 | 0 |
| 6/F507 | Magneto Shaft with Milled Segment | 1 | 1 | 1 | 6 |
| 6/F279 | Driving Segment for Coupling | 1 | | 4 | 3 |
| 6/F278 | Retaining Screw for Segment | 3 | | 2 | ea. |
| 6/F281 | Spring Stop Grub Screw | 1 | | 2 | |
| 6/F508 | Flange for Magneto Spindle with | | | | |
| | Driving Pin | 1 | | 5 | 6 |
| 6/F109B | Coupling Flange for Magneto Spindle | 1 | | 4 | 2 |
| 6/F280 | Driving Pin for Coupling Flange | 1 | | 6 | |
| 6/F178 | Circular Spring for Coupling | 1 | | 6 | |
| 6/F197 | Fibre Block for Coupling | 1 | 1 | 0 | 0 |
| 6/F263 | Magneto Shaft Key | 2 | | 4 | ea. |
| 6/F153 | Distance Tube between Chain Wheels ... | 1 | | 8 | |
| 6/F97A | Magneto Chain Wheel | 1 | 8 | 9 | |
| 6/F284A | Driving Chain for Camshaft and Magneto | 1 | 12 | 3 | |
| 6/F285 | Driving Chain for Dynamo | 1 | 5 | 4 | |

F255 MAG SHAFT TAB WASHER 3

Always quote your Chassis number.

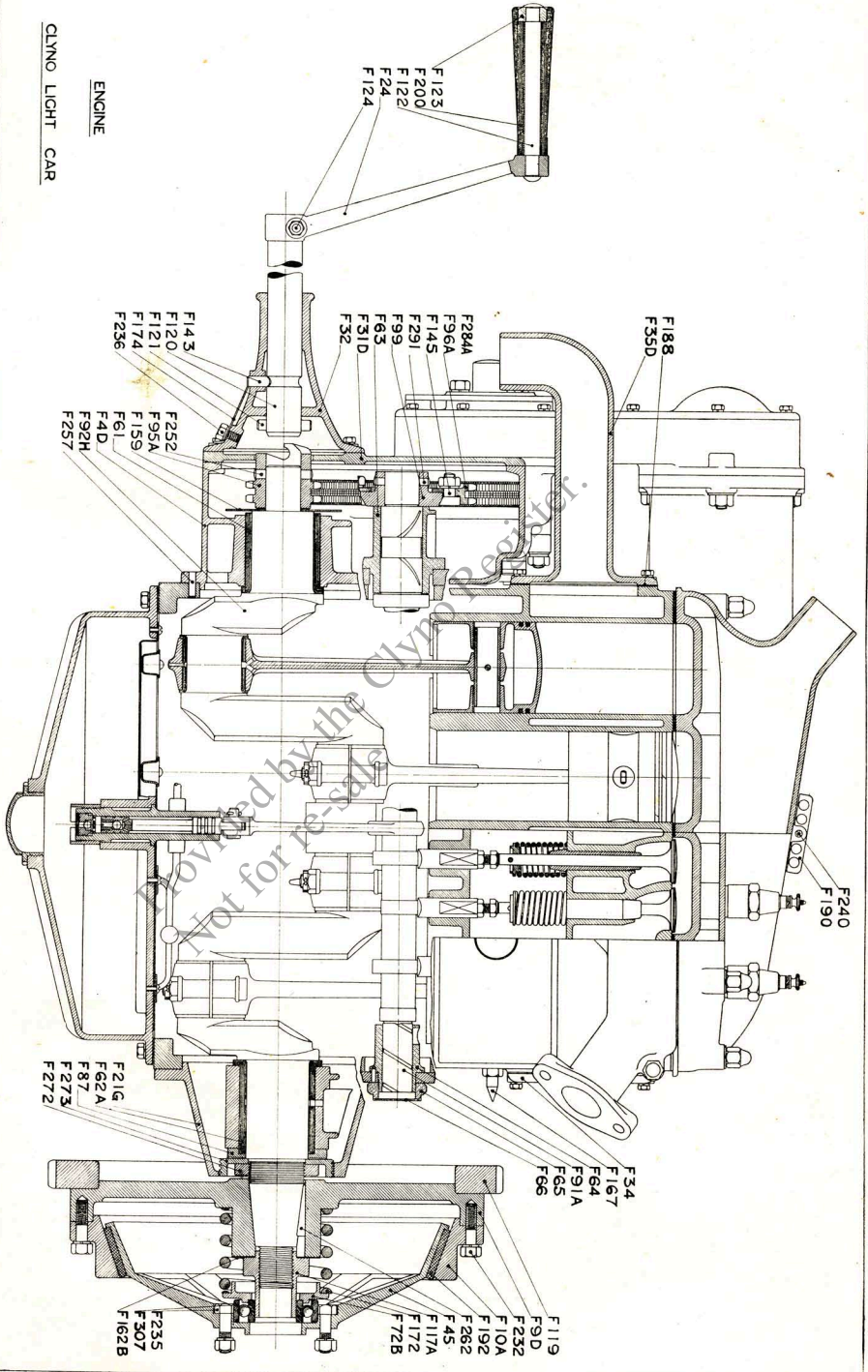
11 h.p. Engine, Type F.—continued.

| PART No. | DESCRIPTION. | NUMBER PER CAR. | PRICE. | | |
|-------------|--|--------------------|--------|----|------|
| | | | £ | s. | d. |
| 7/F151A | Dynamo Chain Wheel | 1 | 12 | 0 | |
| 7/F100 | Nut for Magneto Shaft | 1 | | 4 | |
| 7/F152A | Dynamo Sprocket | 1 | 7 | 9 | |
| 7/F31D | Timing Case Cover | 1 | 2 | 0 | 8 |
| 7/F213 | Stud for Dynamo Flange | 3 | | 4 | ea. |
| 7/F85 | Timing Cover Plug | 1 | | 5 | |
| 7/F48 | Dynamo Chain Cover | 1 | 10 | 6 | |
| 7/F238 | Set Screw for Covers, $\frac{3}{16}$ " Whit. $\times \frac{5}{8}$ " ... | 23 | | 2 | " |
| 7/F58B | Front Bearing for Magneto Shaft ... | 1 | 14 | 3 | |
| 7/F75 | Disc for Magneto Shaft Front Bearing ... | 1 | | 4 | " |
| 7/F231 | Set Screw for Magneto Shaft Front Bearing | 2 | | 2 | " |
| 7/F308 | Fulcrum Pin for Magneto Shaft Bearing ... | 1 | | 2 | |
| 7/F55 | Connecting Link for Oil Pump Plunger ... | 1 | 5 | 6 | |
| 7/F103 | Plunger for Oil Pump | 1 | 5 | 6 | |
| 7/F104 | Oil Pump Connecting Pin | 1 | | 8 | |
| 7/F105A | Ball Valve Plug for Plunger | 1 | 1 | 0 | |
| 7/F509 | Pump Body, complete with oil trough feed pipes | 1 | 16 | 6 | |
| 7/F8c | Oil Pump Body only | 1 | 6 | 7 | |
| 7/F107 | Ball Valve Disc for Oil Pump | 1 | | 2 | |
| 7/F305 | $\frac{1}{4}$ " dia. Ball for Oil Pump Valves | 2 | | 1 | " |
| 7/F106 | Ball Valve Plug for Oil Pump Body | 1 | | 6 | |
| 7/F150 | Locking Nut for Oil Pump | 1 | 1 | 0 | |
| 7/F33A | Oil Sump | 1 | 2 | 4 | 0 |
| 7/F133 | Dipper Trough for Oil Sump | 4 | 1 | 0 | " |
| 7/F134A | Oil Sump Filter Tray, with gauze | 1 | 8 | 9 | |
| 7/F241 | Screws for Sump Tray | 8 | 1 | 0 | doz. |
| 7/F185 | Joint Washer for Oil Sump | 1 | | 4 | |
| 7/F237 | Sump Bolt, $\frac{1}{4}$ " B.S.F. $\times 1$ " long | 6 | | 3 | ea. |
| 7/F275 | Set Screw for Sump, $\frac{1}{4}$ " B.S.F. $\times \frac{5}{8}$ " long ... | 10 | | 3 | " |
| 7/F71 | Large Drain Plug at Base of Sump | 1 | 1 | 11 | |
| 7/F79 | Small Drain Plug at Side of Sump | 1 | | 5 | |
| 7/F88 | Inspection Plug for Pump Connecting Link | 1 | | 8 | |
| 7/F128c | Oil Pipe Adapter Stud | 1 | | 5 | |
| 7/F161 | Oil Tee Piece | 1 | 2 | 9 | |
| 7/F199 | Fibre Washer for Tee Piece | 2 | | 1 | " |
| 7/F282 | Steel Washer for Tee Piece | 1 | | 1 | |
| 7/F129 | Nut for Tee Piece | 1 | | 2 | |
| 7/F300 | Oil Pipe to Front Bearing, with nuts and nipples | 1 | 6 | 0 | |
| 7/F301 | Oil Pipe to Rear Bearing, with nuts and nipples | 1 | 6 | 0 | |
| 7/F302 | Union Body for End Covers | 2 | | 5 | " |

Always quote your Chassis number.

CLYNO LIGHT CAR

ENGINE



11 h.p. Engine, Type F.—continued.

| PART No. | DESCRIPTION. | NUMBER PER CAR. | PRICE. | | |
|----------|--|-----------------|--------------|--------------|-------|
| | | | £ | s. | d. |
| 8/F303 | Union Nipple for Oil Pipe | 4 | | | 3 ea. |
| 8/F304 | Union Nut for Oil Pipe | 4 | | | 3 " |
| 8/F37B | Oil Filler | 1 | 5 | 0 | |
| 8/F175A | Spring Clip for Oil Filler | 1 | | 2 | |
| 8/F306 | Screw for Spring Clip | 2 | | | 4 doz |
| 8/F253 | Pin for Oil Filler Lid | 1 | | 2 | |
| 8/F56C | Oil Filler Lid | 1 | 1 | 8 | |
| 8/F77A | Filter Gauze for Oil Filler | 1 | 3 | 10 | |
| 8/F186 | Joint Washer for Oil Filler | 1 | | 2 | |
| 8/F275 | Set Screws for Oil Filler, $\frac{1}{4}$ " B.S.F. \times $\frac{5}{8}$ " long | 2 | | | 3 ea. |
| 8/F510 | Oil Level Gauge Handle and Strip ... | 1 | 4 | 5 | 4/1 |
| 8/F59 | Tube for Oil Level Gauge | 1 | 2 | 2 | |
| 8/F120 | Starting Handle Shaft | 1 | 5 | 6 | |
| 8/F121 | Engagement Pin for Starting Handle Shaft | 1 | | | 4 |
| 8/F32 | Housing for Starting Handle Shaft ... | 1 | 14 | 3 | |
| 8/F239 | Long Set Screw for Housing $\frac{3}{16}$ " Whit. \times $1\frac{1}{8}$ " long | 4 | | | 3 ea. |
| 8/F143 | Locating Plunger for Starting Handle Shaft | 1 | | 4 | |
| 8/F174 | Spring for Locating Plunger | 1 | | 4 | |
| 8/F236 | Set Screw for Starting Handle Spring ... | 1 | | 2 | |
| 8/F511 | Starting Handle, complete with crank ... | 1 | 16 | 6 | |
| 8/F24 | Crank for Starting Handle | 1 | 6 | 9 | |
| 8/F122 | Spindle for Starting Handle | 1 | | 5 | |
| 8/F200 | Ebonite Starting Handle | 1 | 3 | 3 | |
| 8/F123 | Brass Collar for Spindle | 1 | | 6 | |
| 8/F124 | Cotter Pin for Starting Handle Crank ... | 1 | | 4 | |
| 8/F36A | Tappet Cover (Outside Plate) | 1 | 11 | 0 | |
| 8/F512 | Inner Baffle Plate, with felt and rivets ... | 1 | 2 | 9 | |
| 8/F173 | Spring for Baffle Plate | 2 | | | 2 ea. |
| 8/F50 | Cone Distance Piece for Baffle Plate ... | 2 | | 10 | " |
| 8/F261 | Tappet Cover Baffle Plate | 1 | 1 | 3 | |
| 8/F198 | Felt for ditto | 1 | 1 | 0 | |
| 8/F84 | Knurled Retaining Nut for Tappet Cover ... | 2 | 2 | 2 | |
| 8/F2 | Cylinder Head | 1 | 2 | 15 | 0 |
| 8/F180A | C. and A. Joint Gasket for Cylinder Head ... | 1 | 3 | 4 | 76 |
| 8/F130A | Domed Nut for Cylinder Head | 17 | | | 3 ea. |
| 8/F3C | Inlet and Exhaust Manifold | 1 | 1 | 7 | 6 |
| 8/F181 | C. and A. Exhaust Joint (Single) | 2 | | 5 | " |
| 8/F182A | C. and A. Inlet and Exhaust Joint (Combined) | 1 | 1 | 8 | |
| 8/F221 | Stud for Carburetter Flange | 2 | | 2 | " |
| 8/F183 | Joint Washer for Carburetter Flange ... | 1 | | 6 | |
| 8/F130A | Domed Nut for Manifold | 5 | | 3 | " |
| 8/F35D | Water Inlet Pipe | 1 | 9 | 2 | |

Always quote your Chassis number.

11 h.p. Engine, Type F.—continued.

| PART No. | DESCRIPTION. | NUMBER PER CAR. | PRICE. | | |
|-------------|--|--------------------|--------|----|--------|
| | | | £ | s. | d. |
| 9/F188 | Joint Washer for Water Covers | 2 | | | 2 ea. |
| 9/F34 | Cylinder Water Cover Plate (Rear) ... | 1 | 5 | 6 | |
| 9/F238 | Set Screw for Covers, $\frac{3}{16}$ " Whit. \times $\frac{5}{8}$ " long | 16 | | | 2 ea. |
| 9/30805 | Engine Arms | 3 | 7 | 6 | ea. |
| 9/30874 | Starter Bracket, with cap ... | 1 | 1 | 6 | 6 |
| 9/30810 | Engine Arm (Starter Bracket) Used | 1 | 19 | 3 | |
| 9/30813 | Stud for Starter Bracket ... up to | 4 | | | 2 ea. |
| 9/30811 | Cap for Starter Bracket ... Chassis | 1 | 5 | 0 | |
| 9/2081 | Spring Washer for Starter Bracket No. 7000 | 4 | | | 1 ea. |
| 9/993 | Nuts for Starter Bracket ... | 4 | | | 1 ea. |
| 9/31689 | Engine Arm (Starter Support) | 1 | 9 | 6 | |
| 9/32102 | Starter Bracket Used | 1 | 17 | 6 | |
| 9/31692 | Bolts for Engine Arm, $\frac{3}{8}$ " B.S.F. on | 2 | | | 2 ea. |
| 9/2082 | Spring Washers for Engine Arm, $\frac{3}{8}$ " Chassis | 2 | 1 | | " |
| 9/729 | Nuts for Engine Arm, $\frac{3}{8}$ " B.S.F. No. 7000 | 2 | 1 | | " |
| 9/31691 | Bolts for Starter Bracket, $\frac{5}{16}$ " B.S.F. upwards | 2 | 2 | | " |
| 9/2034 | Plain Washer, for Starter Bracket | 2 | | | 1 " |
| 9/F9D | Flywheel | 1 | 2 | 15 | 0 |
| 9/F119 | Starter Gear Ring for Flywheel (105) Teeth | 1 | 2 | 4 | 0 |
| 9/F233 | Bolts for Starter Gear Ring | 8 | | | 3 ea. |
| 9/F262 | Flywheel Key | 1 | | | 6 |
| 9/F162B | Locking Plate for Flywheel | 1 | | | 6 |
| 9/F240 | Screw for Locking Plate | 1 | | | 4 doz. |
| 9/F117A | Crankshaft Nut | 1 | 12 | 8 | |
| 9/F513 | Clutch Cone, with lining and rivets ... | 1 | 2 | 15 | 0 |
| 9/F45 | Clutch Cone | 1 | 1 | 13 | 6 |
| 9/F192 | Lining for Clutch Cone | 1 | 13 | 3 | |
| 9/F309 | Rivets for Clutch Lining | 12 | | | 6 doz. |
| 9/F307 | Bearing for Clutch Cone | 1 | 9 | 11 | |
| 9/F172 | Clutch Spring | 1 | 3 | 3 | |
| 9/F72B | Adapter for Clutch Spring | 1 | 7 | 9 | |
| 9/F235 | Bolts for Clutch Centre | 6 | | | 3 ea. |
| 9/F10A | Clutch Ring for Flywheel | 1 | 1 | 7 | 6 |
| 9/F232 | Bolts for Clutch Ring | 8 | | | 3 ea. |

30075 ENGINE ARM BOLTS

5

Always quote your Chassis number.

FAN PARTS FOR 11 h.p. TYPE F ENGINE.

| PART No. | DESCRIPTION. | NUMBER PER CAR. | PRICE. | | |
|-------------|---|--------------------|--------|----|-----|
| | | | £ | s. | d. |
| 10/F48A | Dynamo Chain Cover | 1 | 11 | 6 | |
| 10/F58c | Chain Drive Bearing Housing | 1 | 16 | 0 | |
| 10/F94H | Magneto Shaft | 1 | 16 | 0 | |
| 10/F268 | Oil Return Collar on Magneto Shaft | 1 | 1 | 0 | |
| 10/F269 | Distance Collar for ditto | 1 | | 9 | |
| 10/F312 | Ball Race for Ditto | 1 | 7 | 0 | |
| 10/F31F | Timing Case Cover | 1 | 2 | 4 | 0 |
| 10/30880 | Fan | 1 | 14 | 3 | |
| 10/30717 | Ball Race for Fan | 2 | 4 | 6 | ea. |
| 10/30881 | Bearing Distance Piece | 1 | 1 | 0 | |
| 10/30860 | Springwell Lubricator for Fan | 1 | | 6 | |
| 10/30884 | Fan Spindle | 1 | 4 | 6 | |
| 10/30882 | Rear Dust Cover for Fan | 1 | 2 | 6 | |
| 10/2043 | Washer for Front of Fan Spindle | 1 | | 1 | |
| 10/4835 | Nut for Front of Fan Spindle | 1 | | 1 | |
| 10/30850 | Front Dust Cover for Fan | 1 | 2 | 6 | |
| 10/30883 | Eccentric for Fan | 2 | 2 | 6 | ea. |
| 10/2083 | Spring Washer for Rear of Fan | 1 | | 1 | |
| 10/809 | Nut for Rear of Fan | 1 | | 1 | |
| 10/30852 | Fan Pulley on Magneto Shaft | 1 | 8 | 9 | |
| 10/30878 | Fan Belt (24) Links, 28 $\frac{3}{4}$ " long | 1 | 10 | 0 | |

11 h.p. ENGINE MODIFICATIONS ON 1926 MODELS.

| PART No. | DESCRIPTION. | NUMBER PER CAR. | PRICE. | | |
|-------------|---|--------------------|--------|----|-----|
| | | | £ | s. | d. |
| 10/F114B | Valve Tappet (Grooved Type) | 8 | 5 | 6 | ea. |
| 10/F116B | Tappet Steady Pin | 8 | | 6 | ea. |
| 10/F115B | Ball for Tappet Steady Pin | 8 | | 6 | ea. |
| 10/F502A | Valve Tappet (Grooved Type) complete with Steady Pin and Ball | 8 | 6 | 6 | ea. |
| 10/F120A | Starting Handle Shaft | 1 | 5 | 6 | |
| 10/32424 | Engine Arm | 3 | 7 | 6 | ea. |
| 10/32425 | Engine Arm (Supporting Starter) | 1 | 9 | 6 | |

Always quote your Chassis number.

11 h.p. Engine, Type F.—continued.

Modifications on 1927 Models.

| PART No. | DESCRIPTION. | NUMBER | | | PRICE. | | |
|-------------|--|--------|------|----|--------|------------------|--|
| | | PER | CAR. | £ | s. | d. | |
| 10A/F501/27 | Cylinder Block with Studs and Valve Guides | 1 | | 26 | 0 | 0 | |
| 10A/F1A | Cylinder Block only | 1 | | 22 | 5 | 0 | |
| 10A/F217 | Stud for Exhaust Manifold, Short | 1 | | | | 2 | |
| 10A/F219 | Stud for Exhaust Manifold, Medium | 1 | | | | 3 | |
| 10A/F226A | Stud for Valve Tappet Cover | 2 | | | | 5 ea. | |
| 10A/F505/27 | Timing Case with Studs and Bearing | 1 | | 3 | 6 | 0 | |
| 10A/F4F | Timing Case only | 1 | | 2 | 9 | 6 | |
| 10A/F92J | Crankshaft | 1 | | 9 | 10 | 0 | |
| 10A/F63A | Camshaft Front Bearing | 1 | | | | 11 6 | |
| 10A/F31H | Timing Case Cover | 1 | | 2 | 0 | 8 | |
| 10A/F48C | Dynamo Chain Cover | 1 | | | | 10 6 | |
| 10A/238A | Set Screw for Front Timing Cover | 6 | | | | 2 ea. | |
| 10A/F275A | Set Pins for Dynamo Chain Cover | 11 | | | | 2 " | |
| 10A/F187A | Joint for Chain Cover | 1 | | | | 1 8 | |
| 10A/F509/27 | Oil Pump Body with Valve, Plug, and Ball | 1 | | | | 10 0 | |
| 10A/F8D | Oil Pump Body only | 1 | | | | 6 7 | |
| 10A/F516/27 | Internal Oil Feed Pipe with Banjo and Connections | 1 | | | | 8 10 | |
| 10A/F334 | Banjo Pin for Internal Oil Feed Pipe | 1 | | | | 1 1 | |
| 10A/F33C | Oil Sump | 1 | | 1 | | 5 0 | |
| 10A/F344 | Oil Trough Plate with Gauge | 1 | | | | 12 3 | |
| 10A/F185A | Joint Washer for Sump | 1 | | | | 4 2/2 | |
| 10A/F275A | Set Screws for Sump | 16 | | | | 3 ea. | |
| 10A/F324 | Drain Plug in Sump | 1 | | | | 1 0 | |
| 10A/F79A | Overflow Plug in Sump | 1 | | | | 6 | |
| 10A/F333 | Banjo Pin for External Oil Feed Pipe | 1 | | | | 1 1 | |
| 10A/F517/27 | External Oil Feed Pipe with Banjo, Nuts, and Nipples | 1 | | | | 8 10 | |
| 10A/F36B | Valve Tappet Cover | 1 | | | | 8 10 | |
| 10A/F205 | Valve Tappet Cover Joint | 1 | | | | 1 8 | |
| 10A/F84A | Valve Tappet Cover Nut | 2 | | | | 2 2 ea | |
| 10A/F204 | Valve Tappet Cover Nut Washer | 2 | | | | 3 " | |
| 10A/F35F | Water Inlet Pipe | 1 | | | | 9 2 | |
| 10A/F188A | Joint Washer for Water Covers | 2 | | | | 2 ea. | |
| 10A/F34H | Cylinder Water Cover Rear | 1 | | | | 5 6 9 | |
| 10A/F238A | Set Pins for Covers | 8 | | | | 2 ea. | |
| 10A/F346 | Inspection Cover | 1 | | | | 3 3 9 | |

Always quote your Chassis number.

Modifications on 1927 Models—continued.

| PART No. | DESCRIPTION. | NUMBER PER CAR. | PRICE. | | |
|-------------------------------------|---|--------------------|--------|--------------|------------------|
| | | | £ | s. | d. |
| 10B/F ²⁰² 222 | Inspection Cover Washer | 1 | | | 9 |
| 10B/F345 | Set Pins for Inspection Cover | 4 | | | 3 ea. |
| 10B/33100 | Engine Arm | 3 | | 7 | 6 ea. |
| 10B/33101 | Engine Arm Special | 1 | | 9 | 6 " |
| 10B/F9L | Flywheel | 1 | 2 | 15 | 0 |
| 10B/F513/27 | Clutch Cone with Lining and Rivets | 1 | 2 | 15 | 0 |
| 10B/F45B | Clutch Cone | 1 | 1 | 13 | 6 |
| 10B/F347 | Bearing for Clutch Cone | 1 | | 11 | 9 |
| 10B/F72C | Adaptor for Clutch Spring | 1 | | 7 | 8 ^{7/8} |
| F117C | CRANK SHAFT NUT | 1 | | | 10 |
| F262B | - TAB WASHER | 1 | | | 2 |
| F32A | STARTING HANDLE HOUSING | 1 | | | 14/3 |

Provided by the Clyno Register
Not for re-sale

Always quote your Chassis number.

12/28 h.p. (Formerly known as 13 h.p.) Engine, Type C.Y.

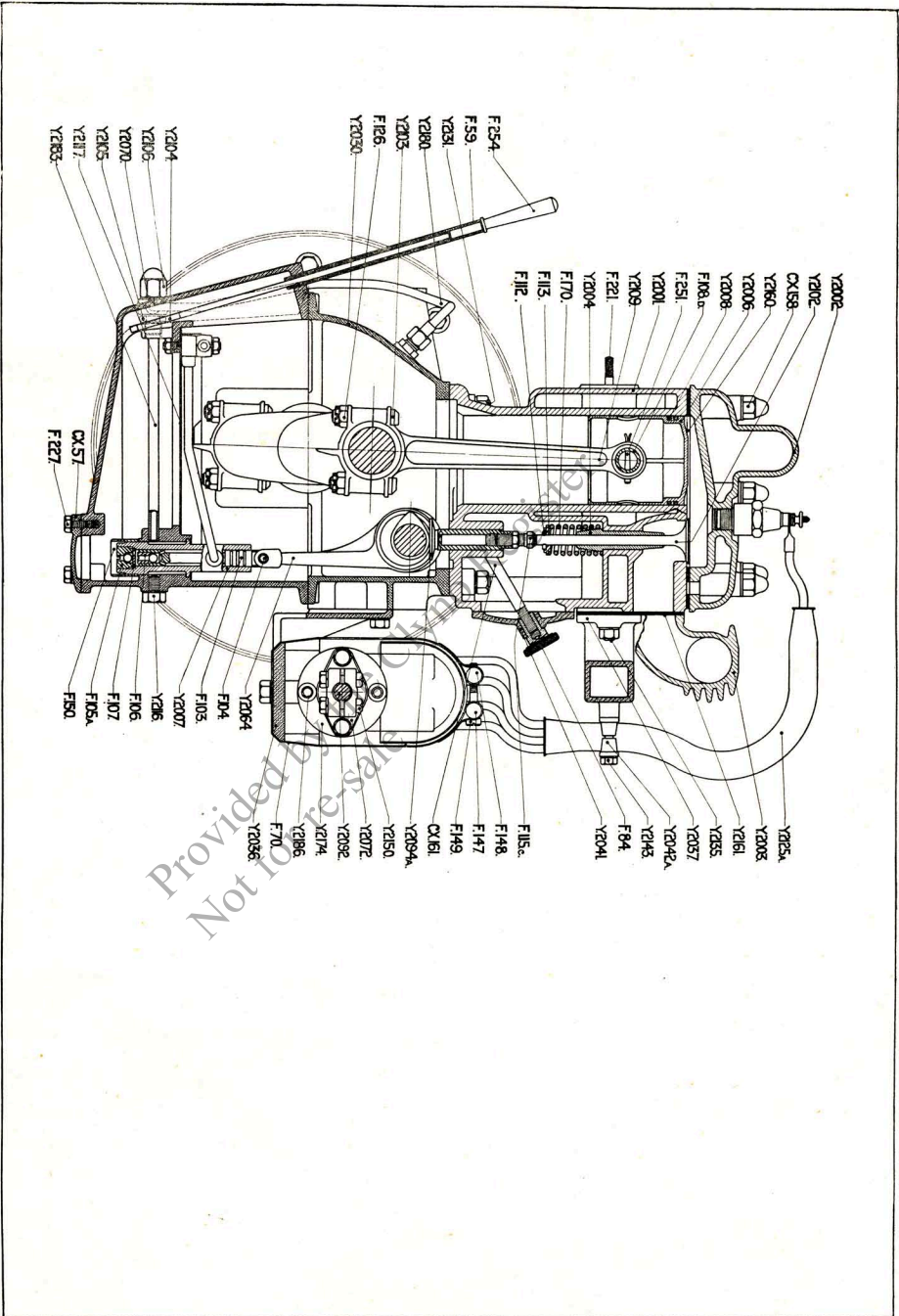
| PART No. | DESCRIPTION. | NUMBER PER CAR. | PRICE. | | |
|------------|--|-----------------|--------|----|-------|
| | | | £ | s. | d. |
| 11/Y2001 | Cylinder Block | 1 | 16 | 0 | 0 |
| 11/Y2002 | Cylinder Head | 1 | 2 | 16 | 9 |
| 11/Y2003 | Exhaust Pipe | 1 | 1 | 7 | 6 |
| 11/Y2004 | Valve Guide | 3 | 2 | 9 | ea. |
| 11/Y2005 | Camshaft Chain Wheel | 1 | 1 | 2 | 0 |
| 11/Y2006 | Piston | 4 | 1 | 3 | 0 ea. |
| 11/Y2007 | Oil Pump Body | 1 | 7 | 9 | |
| 11/Y2008 | Piston Ring | 8 | 1 | 5 | ea. |
| 11/Y2030 | Crankcase (Top Half) | 1 | 20 | 0 | 0 |
| 11/Y2031 | Crankcase (Sump) | 1 | 7 | 14 | 0 |
| 11/Y2032 | Centre and Front Bearing Cap | 1 | 16 | 6 | |
| 11/Y2033 | Rear Bearing Cap | 1 | 1 | 3 | 0 |
| 11/Y2034 | Timing Cover | 1 | 2 | 1 | 0 |
| 11/Y2035 | Timing Cover Extension | 1 | 16 | 6 | |
| 11/Y2036 | Magneto Platform | 1 | 16 | 6 | |
| 11/Y2037 | Induction Pipe | 1 | 1 | 13 | 0 |
| 11/Y2038 | Water Inlet Pipe | 1 | 9 | 6 | |
| 11/Y2039 | Water Jacket Cover (Front) | 1 | 6 | 6 | |
| 11/Y2040 | Water Jacket Cover (Rear) | 1 | 6 | 6 | |
| 11/Y2041 | Tappet Cover Plate | 2 | 7 | 9 | ea. |
| 11/Y2043 | Oil Filler | 1 | 16 | 6 | |
| 11/Y2044 | Mag. Shaft Bearing Cap | 1 | 3 | 4 | |
| 11/Y2045 | Tappet Cover Rivets | 4 | 1 | 2 | doz. |
| 11/Y2042A | Mag. Wire Lead Clip (to suit Curved Pipes) | 1 | 2 | 3 | pr. |
| 11/CY57 | Sump Cap on Front Cover | 3 | 1 | 10 | ea. |
| 11/Y2060 | Front Camshaft Bearings | 1 | 17 | 7 | |
| 11/Y2061 | Centre Camshaft Bearings (Two Halves) | 1 | 1 | 1 | 0 |
| 11/Y2062 | Rear Camshaft Bearings | 1 | 16 | 6 | |
| 11/Y2063 | Jockey Arm | 1 | 16 | 6 | |
| 11/Y2064 | Pump Strap | 1 | 6 | 0 | |
| 11/Y2065 | Oil Pipe Stand | 1 | 1 | 8 | |
| 11/Y2066 | Oil Pipe Stand | 1 | 1 | 8 | |
| 11/Y2067 | Oil Through Union | 1 | 1 | 8 | |
| 11/Y2068 | Oil Through Tee Piece | 1 | 1 | 8 | |
| 11/Y2069 | Union for Front Bearing | 1 | 1 | 8 | |
| 11/Y2070 | Union for Main Feed | 1 | 1 | 8 | |
| 11/Y2071 | Mag. Coupling (On Mag.) | 1 | 6 | 0 | |
| 11/Y2072 | Mag Coupling Spider (On Shaft) | 1 | 9 | 4 | |
| 11/Y2073-4 | Front and Centre Bearing | 2 | 7 | 9 | pr. |

Always quote your Chassis number.

12/28 h.p. Engine, Type C.Y.—continued.

| PART No. | DESCRIPTION. | NUMBER PER CAR. | PRICE. | | |
|-------------|--|--------------------|--------|----|-------|
| | | | £ | s. | d. |
| 12/Y2075-6 | Rear Bearing | 1 | 11 | 0 | pr. |
| 12/Y2079 | Bearing Cap Dowel | 3 | | 6 | ea. |
| 12/F59 | Oil Level Tube | 1 | 2 | 2 | |
| 12/F66 | Disc for Rear Camshaft Bearing | 1 | | 6 | |
| 12/F70 | Mag. Fixing Strap | 1 | 4 | 5 | |
| 12/F84 | Tappet Cover Knob | 2 | 2 | 3 | ea. |
| 12/F88 | Pump Strap Inspection Plug | 1 | | 8 | |
| 12/F67 | Disc for Plugging Cylinders | 2 | | 6 | ea. |
| 12/F77 | Oil Filter for Filler | 1 | 4 | 0 | |
| 12/Y2090 | Crankshaft | 1 | 19 | 8 | 6 |
| 12/Y2091 | Camshaft | 1 | 5 | 10 | 0 |
| 12/Y2092 | Magneto Shaft | 1 | | 9 | 4 |
| 12/Y2093 | Starting Shaft | 1 | | 5 | 6 |
| 12/Y2094 | Tappet | 8 | | 7 | 6 ea. |
| 12/Y2094A | Tappet complete with Set Screw and Nut | 8 | | 8 | 3 ea. |
| 12/Y2095 | Tappet Plug Nut | 8 | | | 8 ea. |
| 12/Y2096 | Magneto Chain Wheel | 1 | 14 | 3 | |
| 12/Y2097 | Jockey Arm Spindle | 1 | 3 | 4 | |
| 12/Y2098 | Starting Jaw | 1 | 9 | 11 | |
| 12/Y2099 | Crankshaft Chain Wheel | 1 | 11 | 6 | |
| 12/Y2100 | Dynamo Drive Chain Wheel | 1 | 11 | 0 | |
| 12/Y2101 | Crankshaft Nut (Front) | 1 | 1 | 1 | |
| 12/Y2102 | Valve | 8 | 5 | 6 | ea. |
| 12/Y2103 | Con. Rod Bolt | 8 | 1 | 6 | ea. |
| 12/Y2104 | Oil Level Indicator | 1 | 4 | 0 | |
| 12/Y2105 | Oil Feed Union Body | 1 | 1 | 1 | |
| 12/Y2106 | Oil Feed Dome Nut | 1 | | 6 | |
| 12/Y2107 | Chain Adj. Pin | 1 | 1 | 1 | |
| 12/Y2108 | Jockey Spring Stud | 1 | | 6 | |
| 12/Y2109 | Connecting Rod complete with Cap Bearing, Bolts and Nuts | 4 | 1 | 7 | 6 ea. |
| 12/Y2110 | Starting Jaw Pin | 1 | | 6 | |
| 12/Y2111 | Camshaft Centre Bearing Screw | 1 | 1 | 8 | |
| 12/Y2112 | Near Side Centre Bearing Stud (Short) | 1 | 1 | 0 | |
| 12/Y2113 | Offside (Ditto) | 1 | 1 | 0 | |
| 12/Y2114 | Crankcase Centre Bearing Nut | 1 | | 6 | |
| 12/Y2115 | Union Screw for Front Bearing | 1 | 10 | | |
| 12/Y2116 | Oilway Plug | 1 | | 6 | |
| 12/Y2117 | Oil Gauze Tray | 1 | 11 | 0 | |
| 12/Y2118 | Oil Dipper Trough | 4 | 1 | 6 | ea. |
| 12/Y2119 | Timing Chain, 72 R. | 1 | 11 | 10 | |

Always quote your Chassis number.



12/28 h.p. Engine, Type C.Y.—continued.

| PART No. | DESCRIPTION. | NUMBER PER CAR. | PRICE. | | |
|-------------|---|--------------------|--------|----|--------|
| | | | £ | s. | d. |
| 13/Y2120 | Dynamo Chain, SP 66P | 1 | 6 | 1 | |
| 13/Y2121 | Tab Washer | 8 | | | 8 ea. |
| 13/Y2122 | Centre for Jockey Wheel | 1 | | 7 | |
| 13/Y2123 | $\frac{3}{8}$ " Washer for Cylinder Head | 19 | | | 9 doz. |
| 13/Y2125A | Magnetic Wire Lead Carrier | 1 | 5 | 6 | |
| 13/Y2130 | Cylinder Head Stud | 15 | | | 6 ea. |
| r3/Y2131 | Cylinder Crankcase Stud | 9 | | | 4 ea. |
| 13/Y2132 | Main Bearing Stud | 4 | 1 | 0 | ea. |
| 13/Y2133 | Rear Bearing Bolt | 2 | 1 | 1 | ea. |
| 13/Y2134 | Bearing Arm Stud | 8 | | | 4 ea. |
| 13/Y2135 | Inlet Pipe Stud (Short) $\frac{5}{16}$ " | 4 | | | 4 ea. |
| 13/Y2136 | Oil Pipe Stud | 1 | | 6 | |
| 13/Y2137 | Timing Cover Extension Bolt (Long) | 2 | | | 6 ea. |
| 13/Y2138 | Timing Cover Extension Bolt (Medium) | 2 | | | 6 ea. |
| 13/Y2139 | Timing Cover Set Pin, $\frac{1}{4}$ " \times $\frac{3}{4}$ " | 35 | | | 6 ea. |
| 13/Y2140 | Bolt for Jockey Pulley | 1 | | 6 | |
| 13/Y2141 | Oil Pipe Stand Screw, $\frac{3}{16}$ " | 2 | | | 3 ea. |
| 13/Y2142 | Slotted Nut, $\frac{1}{4}$ " B.S.F. | 1 | | 3 | |
| 13/Y2143 | Bolt for Wire Lead Clip, 42 m/m | 2 | | | 6 ea. |
| 13/Y2144 | Peg for Jockey Arm | 1 | | 6 | |
| 13/Y2150 | Mag. Coupling Bolt, $\frac{1}{4}$ " \times 30 m/m | 2 | | | 6 ea. |
| 13/Y2160 | Gasket | 1 | 6 | 0 | |
| 13/Y2161 | Exhaust Manifold Joint | 2 | | | 10 ea. |
| 13/Y2162 | Inlet and Exhaust Joint | 1 | 1 | 10 | |
| 13/Y2163 | Inlet Joint | 2 | | | 10 ea. |
| 13/Y2164 | Oil Filler Joint | 1 | | 6 | |
| 13/Y2165 | Water Plate Joint | 2 | | | 6 ea. |
| 13/Y2166 | Water Pipe Joint | 1 | | 6 | |
| 13/Y2167 | Cylinder Crankcase Joint | 1 | | 7 | |
| 13/Y2168 | Crankcase Sump Joint (Mag. Side) | 1 | | 7 | |
| 13/Y2169 | Crankcase Sump Joint (Dynamo Side) | 1 | | 7 | |
| 13/Y2170 | Timing Cover Joint | 1 | | 7 | |
| 13/Y2171 | Timing Cover Extension Joint | 1 | | 6 | |
| 13/Y2172 | Sump Cap Joint | 3 | | | 3 ea. |
| 13/Y2173 | Washer for Front Bearing Union | 2 | | | 3 ea. |
| 13/Y2174 | Magneto Joint (Fabric) | 1 | 1 | 10 | |
| 13/Y2180 | Outside Oil Pipe Complete | 1 | 11 | 0 | |
| 13/Y2181 | Oil Pipes in Sump Complete | 1 | 11 | 0 | |
| 13/Y2182 | Oil Pipes on Pump | 1 | 6 | 6 | |
| 13/Y2183 | Oil Feed Pipes | 1 | 4 | 5 | |
| 13/Y2184 | Jockey Spring | 1 | | 6 | |
| 13/Y2185 | Camshaft Centre Bearing Spring | 1 | | 6 | |
| 13/F24 | Starting Handle Crank | 1 | 6 | 10 | |

Always quote your Chassis number.

12/28 h.p. Engine, Type C.Y.—continued.

| PART No. | DESCRIPTION. | NUMBER PER CAR. | PRICE. | |
|-------------|--|--------------------|----------------|--------|
| | | | £ | s. d. |
| 14/F56B | Oil Filler Lid | 1 | 1 | 8 |
| 14/F103 | Oil Pump Plunger | 1 | 5 | 6 |
| 14/F104 | Oil Pump Pin | 1 | | 9 |
| 14/F105A | Oil Pump Plug | 1 | 1 | 1 |
| 14/F106 | Oil Pump Valve Seat | 1 | | 7 |
| 14/F107 | Oil Pump Disc | 1 | | 3 |
| 14/F108D | Gudgeon Pin | 84 | 4 | 6 ea. |
| 14/F112 | Valve Cotter | 8 | | 2 ea. |
| 14/F113 | Spring Cup | 8 | | 3 ea. |
| 14/F115 | Tappet Adjusting Screw | 8 | | 6 ea. |
| 14/F116A | Tappet Securing Nut | 1 | | 3 |
| 14/F121 | Starting Shaft Engagement Pin | 1 | | 4 |
| 14/F122 | Starting Handle Spindle | 1 | | 6 |
| 14/F123 | Collar for Spindle | 1 | | 7 |
| 14/F124 | Starting Handle Cotter, Pin, Washer and Nut Complete | 1 | | 6 |
| 14/F126 | Nut for Con. Rod Bolt | 8 | | 3 ea. |
| 14/F143 | Starting Handle Plunger | 1 | | 6 |
| 14/F145 | Chain Wheel Clamping Bolt | 4 | | 7 ea. |
| 14/F147 | Magneto Strap Pin (Plain) | 1 | | 6 |
| 14/F148 | Magneto Strap Pin (Tapped) | 1 | | 6 |
| 14/F149 | Magneto Strap Screw | 1 | | 7 |
| 14/F150 | Pump Nut | 1 | 1 | 1 |
| 14/F152A | Dynamo Sprocket | 1 | 7 | 9 |
| 14/F167 | Timing Peg | 1 | | 4 |
| 14/F170 | Valve Spring | 8 | | 9 ea. |
| 14/F174 | Starting Handle Clip Spring | 1 | | 6 |
| 14/F175 | Oil Filler Clip Spring | 1 | | 3 |
| 14/F183 | Carburetter Joint | 1 | | 7 |
| 14/F199 | Fibre Washer for Oil Lead | 2 | | 4 ea. |
| 14/F200 | Ebonite Grip Handle | 1 | 3 4 | 3 1/3 |
| 14/F213 | Dynamo Stud | 3 | | 6 ea. |
| 14/F216 | Exhaust and Inlet Stud | 7 | | 4 ea. |
| 14/F221 | Carburetter Stud | 2 | | 3 ea. |
| 14/F223 | Camshaft Front Bearing Stud | 2 | | 3 ea. |
| 14/F227 | Magneto Brkt. and Water Plate Set Pin | 17 | | 3 ea. |
| 14/F237 | Sump Bolt | 14 | | 4 ea. |
| 14/F241 | Sump Gauze Screws | 12 | 1 | 1 doz. |
| 14/F267 | Dowel Pin (Rear Bearing Cap) | 2 | | 3 ea. |
| 14/F275 | Set Pin for Oil Filler and Starting Handle Spring | 3 | | 3 ea. |
| 14/F288 | Mag. Shaft Ball Race, 17 × 40 × 12 | 2 | 8 | 10 ea. |
| 14/F291 | Peg for Camshaft and Chain Wheel Centre | 1 | | 3 |
| 14/F302 | ¼" Union Body for Oil Pipes | 2 | | 6 ea. |

Always quote your Chassis number.

12/28 h.p. Engine, Type C.Y.—continued.

| PART No. | DESCRIPTION. | NUMBER PER CAR. | PRICE. | | |
|-------------|--|--------------------|--------|----|------|
| | | | £ | s. | d. |
| 15/F303 | ¼" Union Nipple | 2 | | 4 | ea. |
| 15/F304 | ¼" Union Nut | 2 | | 4 | ea. |
| 15/F305 | ¼" Ball for Pump Valve | 1 | | 2 | |
| 15/F306 | Screw for Oil Filler Lid Spring | 2 | | 6 | doz. |
| 15/F312 | Ball Bearing for Jockey Pulley, 15×35×11 | 1 | 7 | 9 | |
| 15/CX121 | Chain Wheel Centre | 1 | 5 | 6 | |
| 15/CX215 | Jockey Chain Wheel | 1 | 12 | 3 | |
| 15/CX161 | Tappet Cover Stud | 2 | | 6 | |
| 15/CX158 | Cylinder Head Dome Nut | 15 | | 6 | ea. |
| 15/CX57 | Pump Cap, and Timing Cover Cap | 1 | 5 | 6 | |
| 15/F9D | Flywheel | 1 | 2 | 15 | 0 |
| 15/F119 | Starter Gear Ring for Flywheel (105) Teeth | 1 | 2 | 4 | 0 |
| 15/F233 | Bolts for Starter Gear Ring | 8 | | 3 | ea. |
| 15/F262 | Flywheel Key | 1 | | 6 | |
| 15/F162B | Locking Plate for Flywheel | 1 | | 6 | |
| 15/F240 | Screw for Locking Plate | 1 | | 4 | doz. |
| 15/F117A | Crankshaft Nut | 1 | 12 | 8 | |
| 15/F513 | Clutch Cone, with Lining and Rivets ... | 1 | 2 | 15 | 0 |
| 15/F45 | Clutch Cone | 1 | 1 | 13 | 6 |
| 15/F192 | Lining for Clutch Cone | 1 | 13 | 3 | |
| 15/F309 | Rivets for Clutch Lining | 12 | | 6 | doz. |
| 15/F307 | Bearing for Clutch Cone | 1 | 9 | 11 | |
| 15/F172 | Clutch Spring | 1 | 3 | 3 | |
| 15/F72B | Adapter for Clutch Spring | 1 | 7 | 9 | |
| 15/F235 | Bolts for Clutch Centre | 6 | | 3 | ea. |
| 15/F10A | Clutch Ring for Flywheel | 1 | 1 | 7 | 6 |
| 15/F232 | Bolts for Clutch Ring | 8 | | 3 | „ |

Always quote your Chassis number.

Fan Parts for 12/28 h.p. Engine, Type C.Y.

| PART No. | DESCRIPTION. | NUMBER PER CAR. | PRICE. | | |
|-------------|--|--------------------|--------|----|-----|
| | | | £ | s. | d. |
| 16/32125 | Fan and Pulley Combined | 1 | 14 | 3 | |
| 16/30717 | Ball Race for Fan | 2 | 4 | 6 | ea. |
| 16/30881 | Bearing Distance Piece for Fan | 1 | 1 | 0 | |
| 16/30860 | Lubricator for Fan | 1 | | 6 | |
| 16/30884 | Spindle for Fan | 1 | 4 | 6 | |
| 16/30882 | Rear Dust Cover for Fan | 1 | 2 | 6 | |
| 16/2043 | Washer for Front of Spindle | 1 | | 1 | |
| 16/4835 | Nut for Front of Spindle | 1 | | 1 | |
| 16/30850 | Front Dust Cover for Fan | 1 | 2 | 6 | |
| 16/30883 | Eccentric for Fan | 2 | 2 | 6 | |
| 16/2083 | Spring Washer for Rear of Fan | 1 | | 1 | |
| 16/809 | Nut for Rear of Fan | 1 | | 1 | |
| 16/Y2046 | Fan Bracket and Bottom Water Pipe Combined | 1 | 1 | 7 | 6 |
| 16/Y2046A | Fan Bracket Bolts for Timing Case | 4 | | 2 | ea. |
| 16/30878 | Fan Belt | 1 | 10 | 0 | |
| 16/Y2009 | Fan Bearing Housing | 1 | 1 | 3 | 0 |
| 16/Y2034A | Front Timing Cover | 1 | 2 | 8 | 6 |
| 16/Y2145 | Dynamo Chain Wheel (For Fan Drive) | 1 | 13 | 3 | |
| 16/Y2146 | Bolt Fan Pulley | 1 | | 5 | 6 |
| 16/Y2147 | Screw for Bearing Housing | 3 | | 6 | ea. |
| 16/Y2148 | Pulley Ball Race | 1 | 10 | 6 | |
| 16/Y2080 | Fan Pulley | 1 | 11 | 0 | |

Always quote your Chassis number.

Special Parts fitted on 12/28 h.p. Models only.

| PART No. | DESCRIPTION. | NUMBER PER CAR. | PRICE. | | |
|----------|---|-----------------|--------|----|-------|
| | | | £ | s. | d. |
| 17/32119 | Engine Arm, LH (N/S) | 1 | | 7 | 6 |
| 17/32120 | Engine Arm (Supporting Starter) RH (O/S) | 1 | | 9 | 6 |
| 17/32102 | Starter Bracket | 1 | 17 | | 6 |
| 17/31692 | Bolts for Engine Arm and Starter Bracket ... | 2 | | 2 | ea. |
| 17/31691 | Bolts for Starter Bracket | 2 | | 2 | ea. |
| 17/32491 | Carburetter Control Shaft and Lever ... | 1 | 3 | | 0 |
| 17/32303 | Support for Carburetter Crank Lever with Pivot Pin, 1926 | 1 | 1 | | 6 |
| 17/33109 | Support for Carburetter Crank Lever with Pivot Pin, 1927 | 1 | 1 | | 6 |
| 17/32490 | Carburetter Control Rod | 1 | | 3 | |
| 17/32493 | Control Clip for Bottom of Column ... | 1 | 1 | | 9 |
| 17/32115 | Throttle Bell Crank Lever | 1 | 1 | | 3 |
| 17/32119 | Magneto Control Bracket | 1 | | 9 | |
| 17/32222 | Magneto Control Cross Rod | 1 | | 6 | |
| 17/32482 | Magneto Control Shaft | 1 | 1 | | 0 |
| 17/32120 | Magneto Control Shaft Lever | 2 | | 6 | ea. |
| 17/32218 | Magneto Control Shaft Spring | 1 | | 2 | |
| 17/32221 | Magneto Connecting Link | 1 | | 2 | |
| 17/32488 | Petrol Pipe | 1 | 6 | | 6 |
| 17/32815 | Exhaust Pipe | 1 | 3 | | 3 |
| 17/32515 | Undershield, 1926 | 1 | 17 | | 6 |
| 17/32813 | Undershield, 1927 | 1 | 17 | | 6 |
| 17/31418 | Rear Spring, 1926 | 2 | 1 | 2 | 6 ea. |
| 17/32806 | Rear Spring, 1927 | 2 | 1 | 2 | 6 ea. |
| 17/31817 | Flexible Shaft for Speedometer Drive, 9' 0" | 1 | 1 | 9 | 3 |
| 17/32306 | Steering Wheel, 17" | 1 | 1 | 13 | 0 |
| 17/32438 | Luggage Grid | 1 | 2 | 10 | 0 |
| 17/31645 | Rear Number Plate Clip | 2 | | 2 | ea. |
| 17/31816 | Clip for Speedometer Flex | 3 | | 3 | ea. |
| 17/31704 | Clip for Speedometer Flex to Torque Tube ... | 2 | | 2 | ea. |
| 17/32520 | Front Wing, R.H., 1926 | 1 | 2 | 7 | 6 |
| 17/32521 | Front Wing, L.H., 1926 | 1 | 2 | 7 | 6 |
| 17/32539 | Front Wing, R.H., 1927 | 1 | 2 | 7 | 6 |
| 17/32538 | Front Wing L.H., 1927 | 1 | 2 | 7 | 6 |

Always quote your Chassis number.

Engine (Ball Bearing Type) 1923/1924 Models only.

| PART No. | DESCRIPTION. | NUMBER PER CAR. | PRICE. | | |
|-------------|--|--------------------|--------|--------------|-------|
| | | | £ | s. | d. |
| 18/F4A | Timing Case | 1 | 3 | 4 | 6 |
| 18/F21 | Flywheel End Cover | 1 | 1 | 2 | 0 |
| 18/F286 | Crankshaft Ball Race, 40 × 110 × 27 ... | 2 | 1 | 12 | 0 ea. |
| 18/F92 | Crankshaft | 1 | 9 | 7 | 0 |
| 18/F256 | Camshaft Ball Race Clip | 1 | | | 3 |
| 18/F287 | Camshaft Ball Race (Front), 25 × 52 × 15 | 1 | | 11 | 0 |
| 18/F288 | Camshaft Ball Race (Rear), 17 × 40 × 12 | 1 | | 8 | 9 |
| 18/F91 | Camshaft | 1 | 4 | 2 | 6 |
| 18/F95A | Crankshaft Chain Wheel | 1 | | 18 | 9 |
| 18/F96A | Camshaft Chain Wheel | 1 | 1 | 2 | 0 |
| 18/F99 | Camshaft Chain Wheel Centre | 1 | | 5 | 6 |
| 18/F102 | Camshaft Rear Bearing Housing | 1 | | 5 | 6 |
| 18/F142 | Camshaft Bearing Clip | 1 | | | 3 |
| 18/F236 | Camshaft Bearing Clip Set Pin | 1 | | | 4 |
| 18/F73 | Oil Pipe Tee Piece | 1 | | 2 | 9 |
| 18/F86 | Elbow on Timing Case | 1 | | 1 | 0 |
| 18/F83 | Oil Pipe to Timing Cover | 1 | | 6 | 0 |
| F31G | TIMING COVER PLATE | 1 | | 1-5-0 | |

Always quote your Chassis number.

Magneto.

| PART No. | DESCRIPTION. | NUMBER PER CAR. | PRICE. | | |
|-------------|--|--------------------|--------|----|--------|
| | | | £ | s. | d. |
| 19/30866 | Magneto Lucas Type G.C. 4 Clockwise | 1 | 8 | 0 | 0 |
| | Contact Breaker complete | 1 | 1 | 16 | 0 |
| | Long Platinum Screw for Contact Breaker | 1 | | 10 | 6 |
| | Short Platinum Screw for Contact Breaker | 1 | | 10 | 6 |
| | Square Rotor Carbon with Spring | 1 | | | 8 |
| | High Tension Leads, 19" Long | 4 | | 3 | 0 set. |
| 19/F190 | Fibre Block for High Tension Leads | 1 | | 1 | 2 |
| 19/F240 | Screw for Fibre Block | 1 | | | 4 doz. |
| 19/F514 | Magneto Strap, with screws | 1 | | 6 | 0 |
| 19/F70 | Magneto Strap (only) | 1 | | 4 | 3 |
| 19/F147 | Magneto Strap Pin (plain) | 1 | | | 4 |
| 19/F148 | Pin for Magneto Strap (tapped) | 1 | | | 4 |
| 19/F149 | Screw for Magneto Strap | 1 | | | 6 |

Carburetter.

| PART No. | DESCRIPTION. | NUMBER PER CAR. | PRICE. | | |
|-------------|---|--------------------|--------|----|---------|
| | | | £ | s. | d. |
| 19/31714 | Carburetter Cox "Atmos" B Type, No. 26 (11 h.p.) | 1 | 5 | 10 | 0 |
| 19/32123 | Carburetter Cox "Atmos" B Type, No. 30 (12/28 h.p.) | 1 | 6 | 0 | 0 |
| | Float | 1 | | 4 | 0 |
| | Filter Gauze Disc | 1 | | | 6 |
| | Pilot Jet, Adjustable Type complete <i>only</i> | 1 | | 1 | 6 |
| | Main Jet, Fixed Type complete sizes 90, 95, 100, etc. | 1 | | 2 | 6 |
| | Fibre Washer for Jet Body $\frac{9}{16}$ " dia. \times $\frac{27}{32}$ " dia. | 3 | | | 2 for 3 |

Always quote your Chassis number.

Clutch Shaft.

| PART No. | DESCRIPTION. | NUMBER PER CAR. | PRICE. | | | |
|-------------|---|---|--------|----|------|------|
| | | | £ | s. | d. | |
| 20/30145 | Clutch Shaft with Spider | 1 | 18 | 0 | | |
| 20/30861 | Clutch Thrust Inner Race | } For Cars Chassis up to No. 4900 | 1 | 6 | 9 | |
| 20/30862 | Clutch Thrust Outer Race | | 1 | 6 | 9 | |
| 20/1561 | $\frac{5}{16}$ " dia. Balls for Thrust Race | | 19 | 1 | 2 | set. |
| 20/7314 | Oil Hole Cover | | 1 | | 4 | |
| 20/5478 | Screw for Oil Hole Cover | 1 | | 1 | | |
| 20/30893 | Clutch Shaft, with spider | 1 | 18 | 6 | | |
| 20/30715 | Clutch Thrust Race | } For Cars over No. 4900 | 1 | 10 | 3 | |
| 20/32101 | Cover for Clutch Thrust Race | | 1 | 4 | 9 | |
| 20/32103 | Washer for Clutch Thrust Race | | 1 | | 2 | |
| 20/31398 | Grease Adapter for Gun | | 1 | | 6 | |
| 20/30865 | Clutch Universal Joint Spider (Engine End) | 1 | 7 | 0 | | |
| 20/31117 | Pin for Spider | 1 | | 3 | | |
| 20/30863 | Locking Nut for Thrust Race | 1 | 1 | 0 | | |
| 20/30864 | Spring Ring for Lock Nut | 1 | | 2 | | |
| 20/30161 | Flexible Joints | 2 | 8 | 0 | ea. | |
| 20/30163 | Bolts for Flexible Joints | 9 | | 2 | " | |
| 20/2034 | Washers for Flexible Joint Bolts | 12 | | 3 | doz. | |
| 20/2101 | Castle Nuts for Flexible Joints | 12 | | 1 | ea. | |
| 20/2060 | Split Pin for Flexible Joints | 12 | | 2 | doz. | |
| 20/30151 | Clutch Flange | 1 | 8 | 9 | | |
| 20/30156 | Studs for Clutch Flange | 3 | | 2 | ea. | |
| 20/30150 | Universal Joint Spider on Gear Shaft | 1 | 4 | 9 | | |

30751 CLUTCH RACE COMP 1 **15/-**
Modified Clutch Shaft.

| | | | | | |
|----------|---|---|----|---|-----|
| 20/33108 | Clutch Shaft with Spider (Overall length, 15 $\frac{1}{4}$ ") | 1 | 18 | 6 | |
| 20/C422 | Grease Adapter for Gun | 1 | | 6 | |
| 20/33110 | Clutch Flange with Oil Retaining Disc | 1 | 4 | 0 | |
| 20/33104 | Studs for Clutch Flange | 3 | | 4 | ea. |

33109 HARDENED WASHER FOR **6**
FLANGE

Always quote your Chassis number.

Gear Box.

| PART No. | DESCRIPTION. | NUMBER PER CAR. | PRICE. | | |
|-------------|--|--------------------|--------|----|-----|
| | | | £ | s. | d. |
| 21/30100 | Gear Box Body for Cars up to No. 3800 ... | 1 | 2 | 7 | 6 |
| 21/30385 | Gear Box Body for Cars over No. 3800 ... | 1 | 2 | 7 | 3 |
| 21/6691 | Stud for Top Cover, $\frac{1}{4}$ " B.S.F. ... | 8 | | 1 | ea. |
| 21/1559 | Nut for Gear Box Top Cover, $\frac{1}{4}$ " B.S.F. ... | 8 | | 1 | " |
| 21/2033 | Plain Washer for Top Cover Studs ... | 8 | | 1 | " |
| 21/30141 | Stud for Front and Rear Covers, $\frac{3}{8}$ " B.S.F. ... | 10 | | 2 | " |
| 21/729 | Nut for Front and Rear Covers, $\frac{3}{8}$ " B.S.F. ... | 12 | | 1 | " |
| 21/31380 | Stud for Rear Cover (long), $\frac{3}{8}$ " B.S.F. ... | 2 | | 2 | " |
| 21/2082 | Spring Washer for ditto ... | 12 | | 1 | " |
| 21/30140 | Drain Plug, $\frac{1}{2}$ " Gas ... | 1 | | 6 | |
| 21/4384 | Plug for Oil Level, $\frac{1}{4}$ " Gas ... | 1 | | 3 | |
| 21/30165 | Gear Box Body 30100, assembly as above ... | | 2 | 15 | 6 |
| 21/30384 | Gear Box Body 30385, assembly with Part Numbers 6691, 30141, 30104, 4384, 31380 | | 2 | 15 | 6 |
| 21/30101 | Top Cover ... | 1 | | 11 | 3 |
| 21/30140 | Plug for Top Cover, $\frac{1}{2}$ " Gas ... | 1 | | 6 | |
| 21/1560 | Ball Release Valve, $\frac{1}{8}$ " Gas Thread ... | 1 | | 4 | |
| 21/30147 | Layshaft Gear, with P.B. Bushes ... | 1 | 1 | 19 | 3 |
| 21/30103 | Bush only, for Layshaft Gear ... | 2 | | 2 | ea. |
| 21/30110 | Layshaft ... | 1 | | 8 | 3 |
| 21/30143 | Distance Piece for Layshaft ... | 1 | | 2 | 3 |
| 21/30148 | Reverse Gear, with P.B. Bushes 30122 ... | 1 | 1 | 12 | 6 |
| 21/30122 | Bushes only for Reverse Gear ... | 2 | | 4 | ea. |
| 21/30111 | Reverse Shaft ... | 1 | | 7 | 9 |
| 21/30112 | Hardened Washer for Reverse Shaft ... | 1 | | 7 | |
| 21/30135 | Sleeve Gear ... | 1 | 1 | 19 | 9 |
| 21/30124 | Thrust Washer inside Sleeve Gear ... | 1 | | 7 | |
| 21/30123 | Bush for Sleeve Gear ... | 1 | | 3 | 0 |
| 21/30125 | Oil Thrower for Sleeve Gear ... | 1 | | 2 | |
| 21/30703 | Ball Bearing for Sleeve Gear ... | 2 | | 12 | ea. |
| 21/30121 | Distance Piece for Sleeve Gear Bearing ... | 1 | | 9 | |
| 21/30102 | Front Cover for Gear Box ... | 1 | 12 | 0 | |
| 21/30127 | Felt Washer for Front Cover ... | 1 | | 1 | |
| 21/30113 | Main Shaft ... | 1 | 18 | 9 | |
| 21/30126 | Oil Thrower for Main Shaft ... | 1 | | 2 | |
| 21/30702 | Ball Bearing for Main Shaft ... | 1 | | 13 | 3 |
| 21/30107 | Third and Reverse Sliding Gear ... | 1 | 1 | 5 | 0 |
| 21/30106 | Second and Top Speed Sliding Gear ... | 1 | 1 | 2 | 0 |
| 21/30117 | Gate Plate between Change Speed Forks ... | 1 | | 5 | 0 |
| 21/6438 | Ball for Stop Plate, $\frac{3}{8}$ " diam. ... | 1 | | 1 | |

Always quote your Chassis number.

Gear Box—continued.

| PART No. | DESCRIPTION. | NUMBER PER CAR. | PRICE. | | |
|----------|---|--------------------------------------|----------------|----|------------|
| | | | £ | s. | d. |
| 22/30115 | Striking Fork (Steel) ... | 2 | 16 | 6 | ea. |
| 22/30116 | Shaft for Steel Striking Fork | } For Cars 2 up to 2 No.3800 2 | 1 | 6 | " |
| 22/30118 | Adapter for Striking Fork Plunger | | 9 | " | " |
| 22/30119 | Plunger for Striking Fork ... | | 4 | " | " |
| 22/30120 | Plunger Spring for Striking Fork | 2 | 3 | " | " |
| 22/30389 | Striking Fork (Gun Metal) <i>3/5 80</i> | } For Cars 1 | 6 9 | " | <i>8/6</i> |
| 22/30386 | 1st and Reverse Striking Fork Shaft | | 3 | 6 | " |
| 22/30394 | 2nd and Top Speed Striking Fork Shaft | over 1 | 3 | 6 | " |
| 22/31530 | Striking Fork Spring ... | } No. 3800 2 | 2 | " | " |
| 22/756 | Ball for Striking Fork, $\frac{7}{16}$ " diam. | | 2 | 2 | " |
| 22/31581 | Plunger Ball Socket for G.M. Forks ... | 2 | 6 | " | " |
| 22/31582 | Lock Washer for Socket ... | 2 | 1 | " | " |
| 22/30114 | Support Ball for Gear Box ... | 1 | 12 | 6 | " |
| 22/909 | Nut for Gear Box Support Ball, $\frac{1}{2}$ " B.S.F. ... | 1 | 1 | " | " |
| 22/30167 | Change Speed Lever ... | } For Central 1 | 15 | 0 | " |
| 22/30132 | Steel Ball at top of Lever ... | | 1 | 2 | 6 |
| 22/745 | Countersunk Screw for Top Ball change only | 1 | 3 | " | " |
| 22/30134 | Screwed Cap for Change Speed Lever ... | 1 | 2 | 6 | " |
| 22/30511 | Felt Washer for Screwed Cap ... | 1 | 2 | " | " |
| 22/30138 | Lock Ring for Screwed Cap ... | 1 | 2 | 0 | " |

Gear Box (R.H. Change Speed Control).

| PART No. | DESCRIPTION. | NUMBER PER CAR. | PRICE. | | |
|----------|---|-----------------|--------|-----|----|
| | | | £ | s. | d. |
| 22/30369 | Change Speed Rod, with Fork End complete | 1 | 4 | 0 | " |
| 22/30352 | Gear Box Change Speed Lever ... | 1 | 3 | 9 | " |
| 22/30134 | Screwed Cap for Gear Box Cover ... | 1 | 2 | 6 | " |
| 22/30511 | Felt Washer for Gear Box Screwed Cap ... | 1 | 2 | " | " |
| 22/30353 | Bush for Gear Box Lever Fulcrum Pin ... | 1 | 3 | " | " |
| 22/950 | Fulcrum Pin for Fork End, $\frac{1}{2}$ " B.S.F. ... | 1 | 6 | " | " |
| 22/909 | Nut for ditto, $\frac{1}{2}$ " B.S.F. ... | 1 | 1 | " | " |
| 22/2084 | Spring Washer for ditto, $\frac{1}{2}$ " ... | 1 | 1 | " | " |
| 22/31560 | Change Speed Swivel, with Bush ... | 1 | 3 | 0 | " |
| 22/30357 | Bush only ... | 1 | 4 | " | " |
| 22/30860 | Oiler for Lever and Swivel ... | 2 | 6 | ea. | " |
| 22/30354 | Bracket on Frame for Swivel ... | 1 | 6 | " | " |
| 22/1702 | Bolt for Bracket to Frame, $\frac{3}{8}$ " B.S.F. ... | 1 | 2 | " | " |
| 22/2082 | Spring Washer, $\frac{3}{8}$ " ... | 1 | 1 | " | " |
| 22/729 | Nut for Bracket Bolt, $\frac{3}{8}$ " B.S.F. ... | 1 | 1 | " | " |
| 22/30359 | Fulcrum Pin for Swivel, $\frac{3}{8}$ " B.S.F. ... | 1 | 6 | " | " |
| 22/4835 | Nut for ditto, $\frac{3}{8}$ " B.S.F. ... | 1 | 1 | " | " |
| 22/30360 | Spring for Change Speed Rod ... | 1 | 2 | " | " |
| 22/30382 | Change Speed Lever ... | 1 | 3 | 3 | " |
| 22/30381 | Black Ball for Change Speed Lever ... | 1 | 6 | " | " |
| 22/1097 | Cotter for Change Speed Lever ... | 1 | 2 | " | " |
| 22/2033 | Washer for Cotter Nut, $\frac{1}{4}$ " diam. ... | 1 | 1 | " | " |
| 22/1559 | Nut for Cotter, $\frac{1}{4}$ " B.S.F. ... | 1 | 1 | " | " |

Always quote your Chassis number.

Torque Tube and Propeller Shaft, 1924/1925 Models.

| PART No. | DESCRIPTION. | NUMBER | | PRICE. | | |
|-------------|--|--------|------|--------|----|-------|
| | | PER | CAR. | £ | s. | d. |
| 23/31390 | Torque Tube, with Rear and Front Flange, Bush for Spiral Pinion and Oil Retainer complete | 1 | | 2 | 16 | 3 |
| 23/31383 | Oil Retainer for Front End of Torque Tube | 1 | | 2 | | 3 |
| 23/31388 | Propeller Shaft, complete with Splined Ends | 1 | 1 | 1 | | 0 |
| 23/31352 | Spiral Gear for Speedometer Drive, with Locating Pegs | 1 | | 5 | | 0 |
| 23/30130 | Spring for Gear Box End of Propeller Shaft | 1 | | | | 3 |
| 23/31351 | Spiral Pinion for Speedometer Drive ... | 1 | | 5 | | 0 |
| 23/31382 | Bush for Spiral Pinion | 1 | | 3 | | 9 |
| 23/31377 | Cap for Torque Tube Flange Front ... | 1 | | 3 | | 0 |
| 23/1359 | Set Screw for above Cap, $\frac{1}{4}$ " B.S.F. ... | 2 | | | | 2 ea. |
| 23/2080 | Spring Washer, $\frac{1}{4}$ " diam. | 2 | | | | 1 ,, |
| 23/31386 | Tie Rod, with Fork End | 2 | 11 | 6 | | ,, |
| 23/950 | Bolt, $\frac{1}{2}$ " B.S.F. \times $1\frac{3}{8}$ " long, for Tie Rod Fork | 2 | | 6 | | ,, |
| 23/2084 | Spring Washer for ditto, $\frac{1}{2}$ " | 2 | | 1 | | ,, |
| 23/909 | Nut for Fork Bolt, $\frac{1}{2}$ " B.S.F. | 2 | | 1 | | ,, |
| 23/2108 | Nut for Tie Rod End, $\frac{5}{8}$ " B.S.F. | 6 | | 2 | | ,, |
| 23/31361 | Torque Tube with flanges | 1 | 2 | 7 | | 0 |
| 23/30075 | Tie Rod Bracket Front | 2 | | 3 | | 0 ea. |
| 23/30104 | Stud for Tie Rod Bracket, $\frac{3}{8}$ " B.S.F. | 4 | | | | 6 ,, |
| 23/31379 | Tie Rod, with Fork End, etc., complete with Bolt and Nuts | 2 | 14 | 3 | | ,, |
| 23/30128 | Leather Cup Washer for Propeller Shaft | 1 | | | | 6 |
| 23/30129 | Steel Washer for Cup Washer | 1 | | | | 2 |
| 23/30130 | Spring for Front End of Propeller Shaft | 1 | | | | 3 |

Used only on 1924 Cars Front Wheel Speedometer Drive

Always quote your Chassis number.

Torque Tube and Propeller Shaft, 1926 Models.

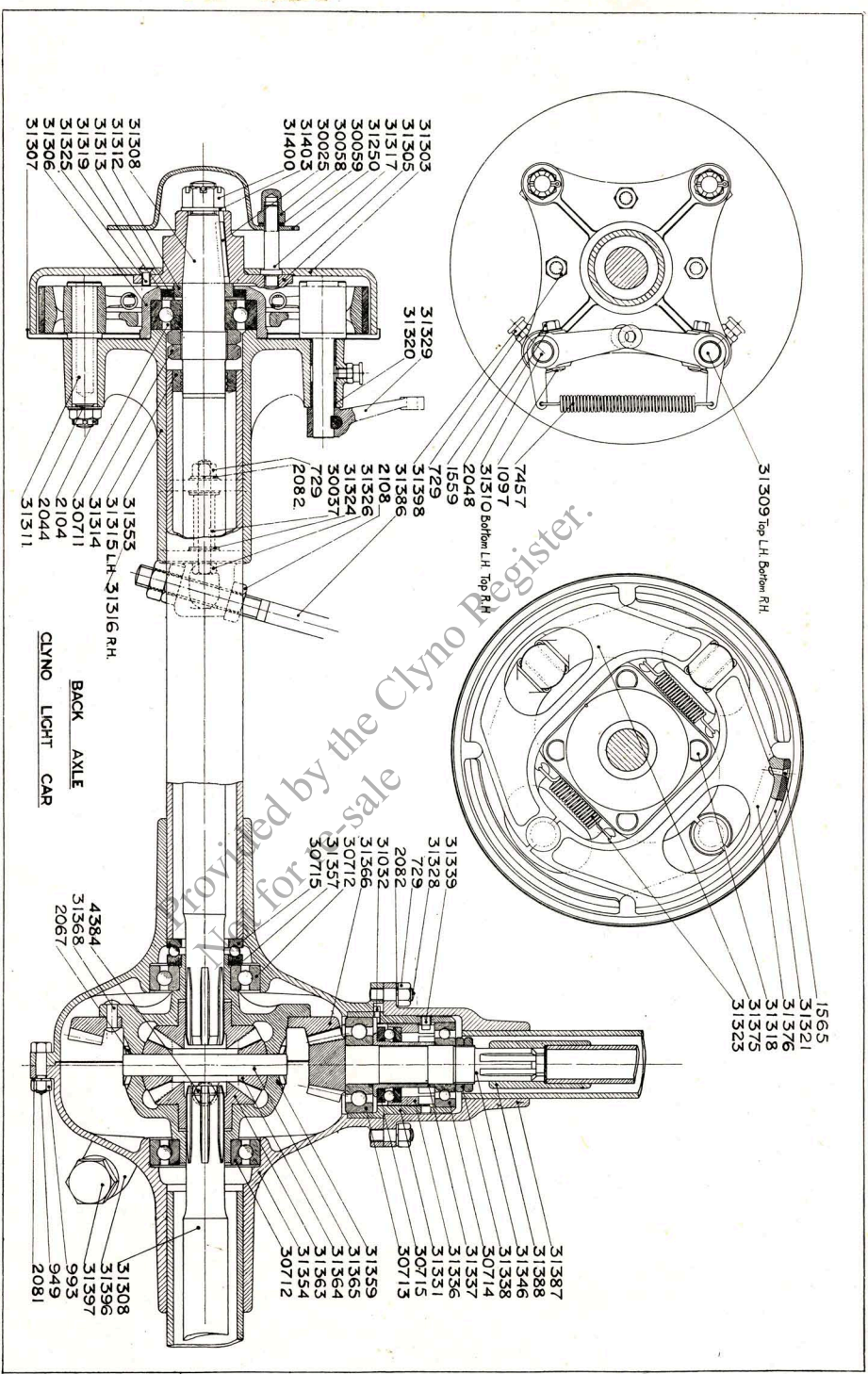
| PART No. | DESCRIPTION. | NUMBER PER CAR. | PRICE. | | |
|-------------|--|--------------------|--------|----|-------|
| | | | £ | s. | d. |
| 24/32430 | Torque Tube with Front and Rear Flanges and Oil Retainer | 1 | 2 | 16 | 3 |
| 24/32468 | Oil Retainer for Torque Tube | 1 | | 2 | 3 |
| 24/32432 | Propeller Shaft complete with Splined ends | 1 | 1 | 1 | 0 |
| 24/31680 | Sleeve for Speedometer Gear Spindle ... | 1 | | 2 | 0 |
| 24/31679 | Spindle for Speedometer Gear | 1 | | 6 | 6 |
| 24/1241 | Bolts for Gear Cover | 4 | | | 1 ea. |
| 24/2033 | Washer for End of Spindle | 1 | | | 1 |
| 24/6669 | Castle Nut for End of Spindle | 1 | | | 1 |
| 24/2060 | Split Pin for Castle Nut | 1 | | | 1 |
| 24/2048 | Washers for Bolts of Gear Cover | 4 | | | 1 ea. |
| 24/31676* | Speedometer Gear on Spiral Pinion (24 Teeth) | 1 | | 3 | 6 |
| 24/31706* | Speedometer Gear on Spiral Pinion (23 Teeth) | 1 | | 3 | 6 |
| 24/31677* | Speedometer Gear on Spindle (24 Teeth) ... | 1 | | 5 | 3 |
| 24/31712* | Speedometer Gear on Spindle (23 Teeth) | 1 | | 5 | 3 |
| 24/31707* | Speedometer Gear on Spindle (25 Teeth) | 1 | | 5 | 3 |
| 24/31675* | Speedometer Gear Cover for 24/24 and 25/23 Teeth Gears | 1 | | 10 | 6 |
| 24/31713* | Speedometer Gear Cover for 23/24 Teeth Gears | 1 | | 10 | 6 |
| 24/31682 | Locating Peg for Speedometer Gear | 1 | | | 1 |
| 24/31701 | Distance Washer for Speedometer Gear ... | 1 | | | 1 |

*NOTE.—It is most important that all orders for new speedometer gears or gear covers should be accompanied by the old part or alternately the numbers of teeth on both gears should be clearly stated.

Modifications on 1927 Models.

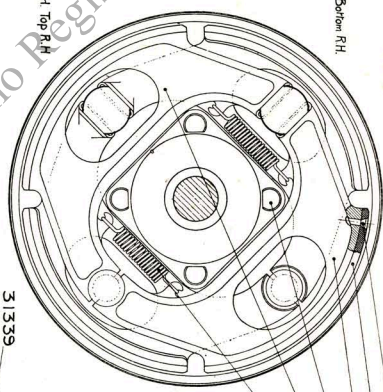
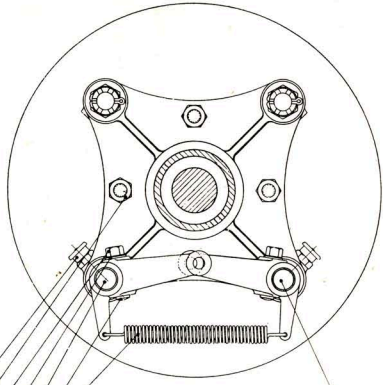
| | | | | | |
|----------|---|---|---|----|-------|
| 24/32632 | Torque Tube with Rear and Front Flange, Bush for Spiral Pinion and Oil Retainer complete | 1 | 2 | 17 | 3 |
| 24/32634 | Prop. Shaft complete with Splined Ends ... | 1 | 1 | 2 | 6 |
| 24/32636 | Tie Rod with Fork End | 2 | | 12 | 6 ea. |

Always quote your Chassis number.



- 31308
- 31312
- 31313
- 31319
- 31325
- 31306
- 31307
- 31353
- 31315 LH-31316 RH
- 31314
- 30711
- 2104
- 2044
- 31311

- 31400
- 31303
- 31305
- 31317
- 31250
- 30059
- 30058
- 30025
- 31403
- 31329
- 31320
- 31398
- 31386
- 2108
- 31326
- 31324
- 30037
- 729
- 2082



31309 Top LH, Bottom RH

- 1565
- 31321
- 31376
- 31318
- 31375
- 31323

- 31339
- 31328
- 729
- 2082
- 31032
- 30712
- 31557
- 30715
- 31359
- 31365
- 31364
- 31363
- 31354
- 30712

CLYNO LIGHT CAR
BACK AXLE

- 4384
- 31358
- 2067
- 31308
- 31396
- 31397
- 993
- 949
- 2081

- 31387
- 31388
- 31346
- 31338
- 30714
- 31337
- 31336
- 31331
- 30715
- 30713
- 31359
- 31365
- 31364
- 31363
- 31354
- 30712

Back Axle.

| PART No. | DESCRIPTION. | NUMBER PER CAR. | PRICE. | | |
|-------------|---|--------------------|--------|----|--------|
| | | | £ | s. | d. |
| 25/31354 | Half Axle Case, Axle Tube, End Bracket, Right Hand(Off Side) | 1 | 4 | 15 | 0 |
| 25/31353 | Half Axle Case, Axle Tube, End Bracket, Left Hand (Near Side) | 1 | 4 | 15 | 0 |
| 25/31316 | Oil Retainer, Right Hand (Off Side) | 1 | | 2 | 3 |
| 25/31315 | Oil Retainer, Left Hand (Near Side) | 1 | | 2 | 3 |
| 25/31396 | Oil Filler Elbow (1924, 30061) | 1 | | 2 | 9 |
| 25/31397 | Screwed Plug for Oil Filler (1924, 30140) | 1 | | | 6 |
| 25/4384 | Screwed Plug for Axle Case, $\frac{1}{4}$ " Gas | 1 | | | 3 |
| 25/31320 | Bush for Brake Cam Spindle | 8 | | | 4 ea. |
| 25/31328 | Stud for Torque Tube Flange, $\frac{3}{8}$ " B.S.F. | 6 | | | 2 " |
| 25/729 | Nuts for Torque Tube Flange, $\frac{3}{8}$ " B.S.F. | 6 | | | 1 " |
| 25/2082 | Spring Washer for Nut, $\frac{3}{8}$ " B.S.F. | 6 | | | 1 " |
| 25/31326 | Bolt for Spring Anchor, $\frac{3}{8}$ " B.S.F. | 2 | | | 3 " |
| 25/729 | Nut for above, $\frac{3}{8}$ " B.S.F. | 2 | | | 1 " |
| 25/2082 | Washer for above | 2 | | | 1 " |
| 25/30037 | Bush for Spring Anchor Bolt | 2 | | | 3 " |
| 25/31324 | Side Plate for Spring Bush | 4 | | | 2 " |
| 25/31398 | Grease Gun Adapter (1924, 31349) | 4 | | | 6 " |
| 25/31307 | Dust Cover for Brake Drum | 2 | | 1 | 6 " |
| 25/31311 | Brake Shoe Swivel Pin | 4 | | 1 | 9 " |
| 25/2044 | Washer for Swivel Pin Nut | 4 | | | 1 " |
| 25/2104 | Castle Nut for Swivel Pin, $\frac{1}{2}$ " B.S.F. | 4 | | | 2 " |
| 25/2066 | Split Pin for above | 4 | | | 1 " |
| 25/31309 | Brake Cam No. 1, Near Side Top, Off Side Bottom | 2 | | 6 | 0 " |
| 25/31310 | Brake Cam No. 2, Near Side Bottom, Off Side Top | 2 | | 6 | 0 " |
| 25/31329 | Brake Cam Lever | 4 | | 2 | 0 " |
| 25/1097 | Cotter for ditto | 4 | | | 2 " |
| 25/2048 | Washer for Cotter | 4 | | | 1 " |
| 25/1559 | Nut for Cotter, $\frac{1}{4}$ " B.S.F. | 4 | | | 1 " |
| 25/31371 | Brake Shoe (No. 1), with Cam Face and Lining | 4 | | 7 | 9 " |
| 25/31372 | Brake Shoe (No. 2), with Cam Face and Lining | 4 | | 7 | 9 " |
| 25/31321 | Lining only for Brake Shoe | 8 | | 1 | 6 " |
| 25/1565 | Rivets for Brake Shoe Lining (8 per Lining) | 64 | | | 3 lin. |
| 25/31323 | Spring for Brake Shoe | 8 | | | 2 ea. |
| 25/7457 | Spring for Cam Lever | 2 | | | 3 " |
| 25/31359 | Differential Housing | 1 | 1 | 14 | 3 " |

IMPORTANT NOTE.—When ordering Spiral Bevel Pinions and Crown Wheels, always state the number of teeth on each gear. It is necessary to order these parts in pairs and return the Differential Gear Housing for the attachment of the new Crown Wheel. Other parts can be ordered separately but the damaged part should be returned.

Always quote your Chassis number.

Back Axle—continued.

| PART No. | DESCRIPTION. | NUMBER PER CAR. | PRICE. | | |
|-------------|---|--------------------|--------|----|-----|
| | | | £ | s. | d. |
| 26/31345/6 | Differential, complete with Spiral Bevel. Pinion Ratio 4.55 to 1 | 1 | 9 | 3 | 6 |
| 26/31346 | Spiral Bevel Pinion, 9 Teeth | 1 | 1 | 6 | 6 |
| 26/31366 | Differential Crown Wheel, 41 Teeth | 1 | 3 | 10 | 6 |
| 26/31453 | Differential, complete with Spiral Bevel. Pinion Ratio 4.77 to 1 | 1 | 9 | 3 | 6 |
| 26/31451 | Spiral Bevel Pinion, 9 Teeth | 1 | 1 | 6 | 6 |
| 26/31452 | Differential Crown Wheel, 43 Teeth | 1 | 3 | 10 | 6 |
| 26/31708 | Differential, complete with Spiral Bevel. Pinion Ratio 5 to 1 | 1 | 9 | 3 | 6 |
| 26/31710 | Spiral Bevel Pinion, 8 Teeth | 1 | 1 | 6 | 6 |
| 26/31709 | Differential Crown Wheel, 40 Teeth | 1 | 3 | 10 | 6 |
| 26/31363 | Differential Wheel | 2 | 13 | 9 | ea. |
| 26/31364 | Differential Pinion | 2 | 10 | 3 | „ |
| 26/31365 | Fulcrum Pin for Pinion | 1 | 2 | 9 | |
| 26/2067 | Split Pin for Fulcrum | 2 | | 1 | |
| 26/30712 | Differential Ball Bearing, $1\frac{1}{2}'' \times 3\frac{1}{4}'' \times \frac{3}{4}''$ | 2 | 15 | 3 | |
| 26/30715 | Differential Ball Thrust Race | 1 | 10 | 3 | |
| 26/31357 | Packing Shims for Differential Thrust. As reqd. | | | 1 | |
| 26/30713 | Large Bearing for Pinion, $1\frac{1}{8}'' \times 2\frac{13}{16}'' \times \frac{13}{16}''$ | 1 | 14 | 6 | |
| 26/31337 | Distance Sleeve for Pinion | 1 | 4 | 2 | |
| 26/30715 | Thrust Race for Pinion | 1 | 12 | 0 | |
| 26/31331 | Bearing Housing for Pinion | 1 | 11 | 0 | |
| 26/31032 | Dowel for Pinion Bearing Housing | 1 | | 1 | |
| 26/31336 | Pinion Adjusting Screwed Sleeve | 1 | 5 | 0 | |
| 26/30714 | Pinion Small Bearing, $1\frac{1}{8}'' \times 2\frac{1}{2}'' \times \frac{5}{8}''$ | 1 | 11 | 9 | |
| 26/31338 | Pinion Lock Nuts | 2 | | 4 | ea. |
| 26/31339 | Locating Screw for Adjusting Sleeve | 1 | | 1 | |
| 26/949 | Bolt for Axle Case, $\frac{5}{16}''$ B.S.F. $\times 1\frac{1}{4}''$ long | 9 | 2 | | „ |
| 26/2081 | Spring Washer for Axle Case | 9 | 1 | | „ |
| 26/993 | Nut for Axle Case Bolt, $\frac{5}{16}''$ B.S.F. | 9 | 1 | | „ |
| 26/31306 | Rear Hub Bearing Housing | 2 | 4 | 6 | „ |
| 26/31319 | Felt Washer | 2 | 2 | | „ |
| 26/31312 | Rear Hub Bearing Distance Piece | 2 | 6 | | „ |
| 26/31313 | Felt Washer Retaining Plate | 2 | 2 | | „ |
| 26/30711 | Rear Hub Bearing | 2 | 17 | 6 | „ |

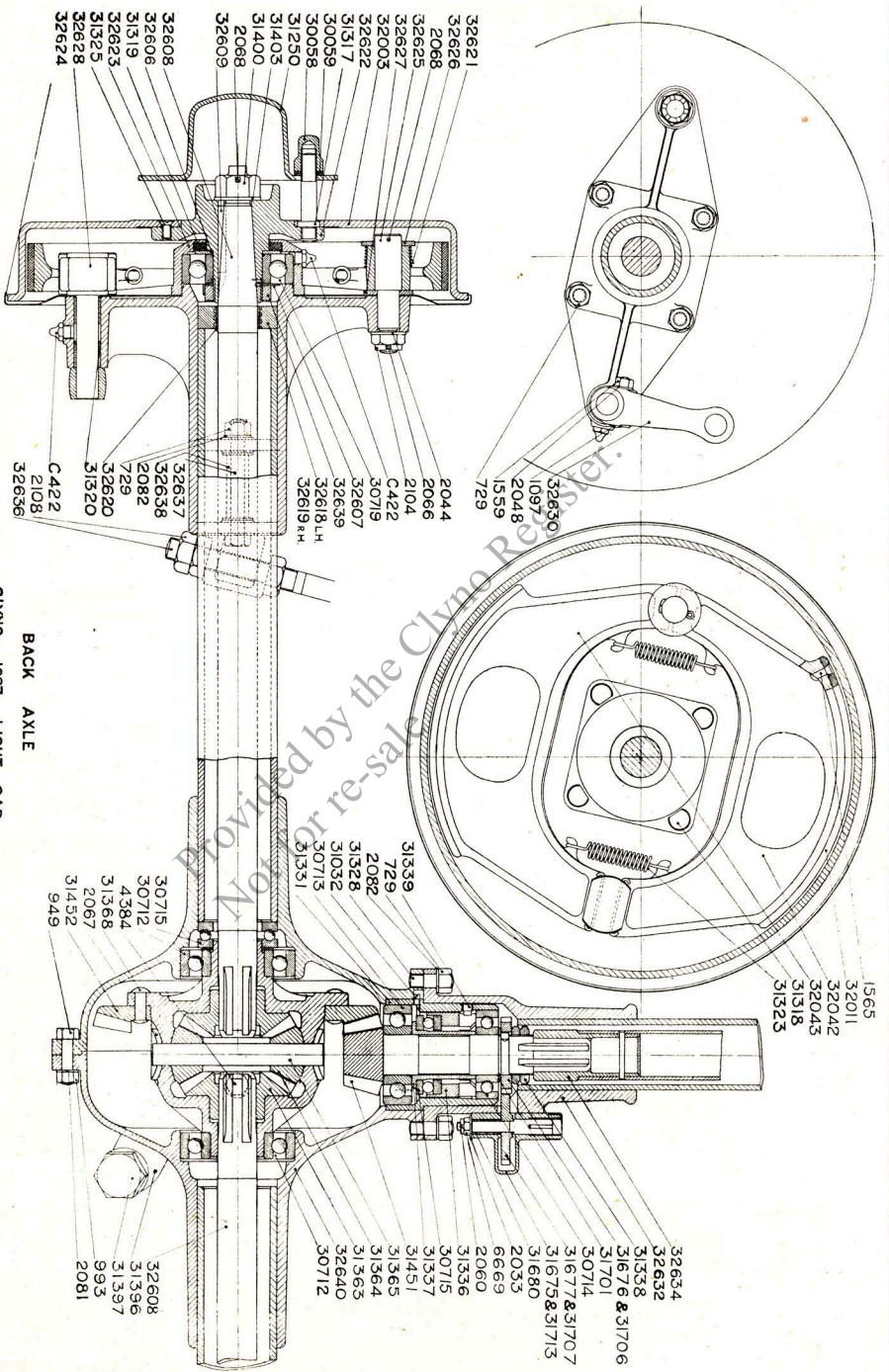
Always quote your Chassis number.

Back Axle—continued.

| PART No. | DESCRIPTION. | NUMBER PER CAR. | PRICE. | | | ea. |
|-------------|---|--------------------|---------------|--------------|----|-----|
| | | | £ | s. | d. | |
| 27/31308 | Axle Shaft | 2 | 1 | 3 | 6 | ea. |
| 27/30025 | Key for Rear Wheel Hub | 2 | | | 7 | " |
| 27/31305 | Rear Hub | 2 | 17 | 0 | | " |
| 27/31317 | Studs for Road Wheel | 8 | | | 7 | " |
| 27/31403 | Washer for Axle Shaft (1924, 6671) ... | 2 | | | 1 | " |
| 27/31400 | Slotted Nut for Axle Shaft (1924, 30022) ... | 2 | | | 3 | " |
| 27/2068 | Split Pins for Axle Shaft Nut | 2 | | | 1 | " |
| 27/31314 | Lock Nut for Wheel Bearing | 4 | | | 7 | " |
| 27/31374 | Rear Hub, complete with Bearing and Axle Shaft | 2 | 3 | 19 | 0 | " |
| 27/31318 | Bolt for Wheel Bearing Housing | 8 | | | 3 | " |
| 27/2082 | Spring Washer for ditto | 8 | | | 1 | " |
| 27/729 | Nut for ditto, $\frac{3}{8}$ " B.S.F. | 8 | | | 1 | " |
| 27/31303 | Brake Drum | 2 | 8 | 9 | | " |
| 27/31325 | Countersunk Screws, $\frac{1}{4}$ " B.S.F., for Brake Drum | 4 | | | 1 | " |

Provided by the Clyno Register
Not for re-sale

Always quote your Chassis number.



BACK AXLE

CLYNO 1927 LIGHT CAR

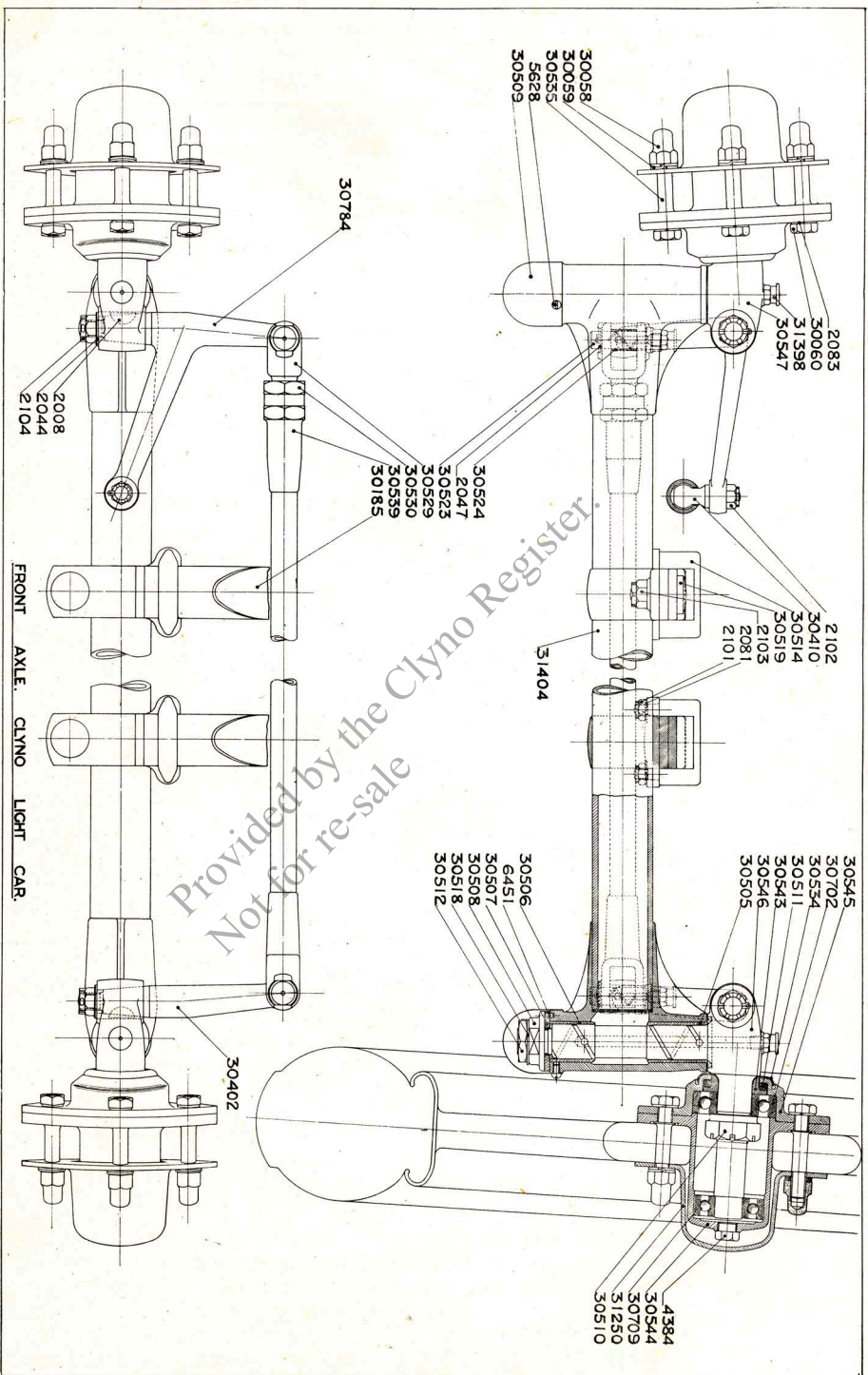
Provided by the Clyno Re-saler.

Back Axle - continued.

Modified Parts on 1927 Models.

| PART No. | DESCRIPTION. | NUMBER PER CAR. | PRICE. | | |
|-------------|--|--------------------|---------------|----|---------|
| | | | £ | s. | d. |
| 27A/32640 | Half Axle Case, Axle Tube, End Bracket Right Hand (off side) | 1 | 4 | 5 | 0 |
| 27A/32641 | Half Axle Case, Axle Tube, End Bracket Left Hand (near side) | 1 | 4 | 5 | 0 |
| 27A/32619 | Oil Retainer (R.H.) Off Side | 1 | | 2 | 3 |
| 27A/32618 | Oil Retainer (L.H.) Near Side | 1 | | 2 | 3 |
| 27A/31320 | Bush for Brake Cam Spindle | 4 | | | 4 ea. |
| 27A/32637 | Bolt for Spring Anchor, $\frac{3}{8}$ " B.S.F. | 2 | | 6 | " |
| 27A/32638 | Bush for Spring Anchor Bolt | 2 | | 4 | " |
| 27A/C422 | Grease Gun Adapter | 2 | | 6 | " |
| 27A/32624 | Dust Cover for Brake Drum | 2 | 1 | 9 | " |
| 27A/32625 | Brake Shoe Swivel Pin | 2 | 1 | 9 | " |
| 27A/32626 | Brake Shoe Swivel Pin Washer ($\frac{3}{4}$ " Dia.) | 2 | | 1 | " |
| 27A/32627 | Brake Shoe Swivel Pin Washer ($\frac{5}{8}$ " Dia.) | 2 | | 1 | " |
| 27A/2068 | Split Pin for above | 2 | | 1 | " |
| 27A/2044 | Washer for Swivel Pin Nut | 2 | | 1 | " |
| 27A/2104 | Castle Nut for Swivel Pin, $\frac{1}{2}$ " B.S.F. | 2 | | 2 | " |
| 27A/2066 | Split Pin for above | 2 | | 1 | " |
| 27A/32628 | Brake Cam | 2 | 6 | 0 | " |
| 27A/32630 | Brake Cam Lever | 2 | 2 | 0 | " |
| 27A/1097 | Cotter for above | 2 | | 2 | " |
| 27A/1559 | Nut for Cotter, $\frac{1}{4}$ " B.S.F. | 2 | | 1 | " |
| 27A/32646 | Rear Hub complete with Bearing Housing and Axle Shaft | 2 | 4 | 0 | 0 |
| 27A/32050 | Brake Shoe No. 1, with Cam Face and Lining | 2 | 17 | 6 | " |
| 27A/32051 | Brake Shoe No. 2, with Cam Face and Lining | 2 | 17 | 6 | " |
| 27A/32011 | Lining only for Brake Shoe | 4 | | 2 | 4 |
| 27A/1565 | Rivet for Brake Shoe Lining (8 per lining)... | 32 | 3d. per | | lining. |
| 27A/31323 | Spring for Brake Shoe | 4 | | 2 | ea. |
| 27A/32621 | Swivel Spring for Brake Shoe | 2 | | 2 | " |
| 27A/32623 | Rear Hub Bearing Housing | 2 | 4 | 6 | " |
| 27A/32606 | Felt Washer Retainer Plate | 2 | | 3 | " |
| 27A/30719 | Rear Hub Bearings | 2 | 19 | 6 | " |
| 27A/32608 | Axle Shaft | 2 | 1 | 3 | 6 |
| 27A/32609 | Key for Rear Hub | 2 | | 7 | " |
| 27A/32622 | Rear Hub | 2 | 17 | 0 | 2 |
| 27A/C422 | Nipple for Grease Gun | 2 | | 6 | " |
| 27A/32620 | Sleeve for Axle Shaft | 2 | | 10 | " |
| 27A/32639 | Lock Nut for Wheel Bearing | 2 | | 7 | " |
| 27A/32607 | Tab Washer for Rear Hub | 2 | | 1 | " |
| 27A/32003 | Brake Drum | 2 | 17 | 6 | " |

Always quote your Chassis number.



Provided by the Clyno Register
 Not for re-sale

Front Axle, 1924/25 Models.

| PART No. | DESCRIPTION. | NUMBER PER CAR. | PRICE. | | |
|-------------|--|--------------------|--------|----|--------|
| | | | £ | s. | d. |
| 28/31405 | Front Axle Beam, with Spring Pads, Steering Heads and Bushes | 1 | 5 | 0 | 0 |
| 28/30505 | Top Bush for Swivel | 2 | | 6 | 0 ea. |
| 28/30506 | Bottom Bush for Swivel | 2 | | 4 | 0 " |
| 28/30546 | Axle Swivel (Left Hand), Near Side | 1 | 1 | 2 | 0 " |
| 28/30547 | Axle Swivel (Right Hand), Off Side | 1 | 1 | 2 | 0 " |
| 28/30543 | Distance Piece for Swivel | 2 | | 2 | 3 " |
| 28/30545 | End Cover for Hub Shell | 2 | | 9 | 6 " |
| 28/30511 | Felt Washer for Hub End Cover | 2 | | | 2 " |
| 28/30702 | Large Ball Bearing for Front Hub | 2 | 13 | | 3 " |
| 28/30510 | Nut for Ball Bearing | 2 | | 10 | |
| 28/2070 | Split Pin for ditto, $\frac{1}{8}$ " \times $1\frac{3}{4}$ " | 2 | | | 1 " |
| 28/30534 | Small Dust Cover for End Cover | 2 | | | 4 " |
| 28/30544 | Front Hub Shell | 2 | 17 | | 6 " |
| 28/30535 | Studs for Front Wheel | 8 | | | 4 " |
| 28/30060 | Nut for Front Wheel Studs, $\frac{7}{16}$ " Whit. | 8 | | | 1 " |
| 28/2083 | Spring Washer for ditto, $\frac{7}{16}$ " diam. | 8 | | | 1 " |
| 28/4384 | Oil Plug for Hub Shell, $\frac{1}{4}$ " Gas | 2 | | | 3 " |
| 28/30709 | Small Bearing for Front Hub | 2 | 10 | | 9 " |
| 28/30507 | Swivel Thrust Washer, Phosphor Bronze | 2 | 1 | | 6 " |
| 28/6451 | Swivel Thrust Washer Peg, $\frac{1}{8}$ " \times $\frac{5}{16}$ " | 2 | | | 1 " |
| 28/30508 | Hardened Swivel Thrust Nut | 2 | 2 | | 3 " |
| 28/30518 | Lock Washer for Thrust Nut | 2 | | | 1 " |
| 28/30512 | Swivel Lock Nut | 2 | | | 3 " |
| 28/30509 | Swivel Oil Cup | 2 | | | 7 " |
| 28/5628 | Screw for Oil Cup | 6 | | | 2 doz. |
| 28/30402 | Single Steering Arm, Near Side, with Bush (30524) | 1 | 11 | | 6 |
| 28/30784 | Double Steering Arm, Off Side, with Bush (30524) | 1 | 1 | 5 | 6 |
| 28/30410 | Ball for Double Steering Arm | 1 | 2 | | 9 |
| 28/2102 | Castle Nut for Ball, $\frac{3}{8}$ " B.S.F. | 1 | | | 2 |
| 28/2063 | Split Pin for ditto, $\frac{5}{16}$ " \times 1 " | 1 | | | 1 |
| 28/30524 | Bush for Steering Arms | 2 | | | 6 ea. |
| 28/2008 | Key for Steering Arms | 2 | | | 2 " |
| 28/2104 | Castle Nut for Steering Arms, $\frac{1}{2}$ " B.S.F. | 2 | | | 2 " |
| 28/2044 | Plain Washer for Nut, $\frac{1}{2}$ " | 2 | | | 1 " |
| 28/2066 | Split Pin for ditto, $\frac{1}{8}$ " \times 1 " | 2 | | | 1 " |
| 28/30539 | Cross Steering Tube, with one Fork End and Screwed Sleeve | 1 | 1 | 0 | 0 |
| 28/30529 | Fork End Screwed | 1 | | 4 | 0 |
| 28/30530 | Lock Nut for Screwed Fork End, $\frac{3}{4}$ " B.S.F. | 1 | | | 2 |
| 28/30523 | Fork End Fulcrum Pin | 2 | 2 | | 3 ea. |
| 28/2047 | Washer, $\frac{1}{2}$ " diam., for Fork End Fulcrum Pin | 2 | | | 1 " |
| 28/2066 | Split Pin, $\frac{1}{8}$ " \times 1 " | 2 | | | 1 " |
| 28/31398 | Grease Adapter for Gun | 4 | | | 6 " |
| 28/30542 | Cross Steering Tube, complete with Fork Ends, Fulcrum Pins, Lubricators, etc. | 1 | 1 | 10 | 0 |

Always quote your Chassis number.

Front Axle (with Front Wheel Brakes).

| PART No. | DESCRIPTION. | NUMBER PER CAR. | PRICE. | | |
|-------------|--|--------------------|--------|----|----------|
| | | | £ | s. | d. |
| 29/32000 | Front Axle Beam (Stamping) ... | 1 | 4 | 0 | 0 |
| 29/31328 | Studs for Cross Shaft Brackets, $\frac{3}{8}$ " B.S.F. ... | 4 | | | 2 ea. |
| 29/32055 | Cross Shaft Bracket with Bush R.H. ... | 1 | 6 | 0 | |
| 29/32056 | Cross Shaft Bracket with Bush L.H. ... | 1 | 6 | 0 | |
| 29/30593 | Bush for Cross Shaft Bracket ... | 4 | | | 3 ea. |
| 29/2082 | Spring Washers for Brackets, $\frac{3}{8}$ " diam. ... | 4 | | | 1 " |
| 29/729 | Nuts for Brackets, $\frac{3}{8}$ " B.S.F. ... | 4 | | | 1 " |
| 29/32045 | Swivel Pin (Complete with Plug) ... | 2 | 2 | 7 | " |
| 29/30577 | Cotter for Swivel Pin ... | 2 | | | 3 " |
| 29/2048 | Washer for Cotter, $\frac{1}{4}$ " diam. ... | 2 | | | 1 " |
| 29/559 | Nut for Cotter, $\frac{1}{4}$ " B.S.F. ... | 2 | | | 1 " |
| 29/30575 | Thrust Washer for Swivel ... | 2 | 1 | 0 | " |
| 29/32033 | Peg for Thrust Washer ... | 2 | | | 1 " |
| 29/30576 | Cover for Thrust Washer ... | 2 | | | 1 " |
| 29/32057 | Front Axle Swivel R.H. Off Side complete with Bushes and Locating Screw ... | 1 | 2 | 5 | 0 |
| 29/32058 | Front Axle Swivel L.H. Near Side, complete with Bushes and Locating Screw ... | 1 | 2 | 5 | 0 |
| 29/30572 | Top Bush for Swivel ... | 2 | 6 | 0 | ea. |
| 29/30578 | Screwed Cap for Top Bush ... | 2 | 2 | 6 | " |
| 29/30573 | Bottom Bush for Swivel ... | 2 | 5 | 0 | " |
| 29/32061 | Brake Shoe Bracket R.H. Offside, complete with Bush ... | 1 | 12 | 6 | |
| 29/32062 | Brake Shoe Bracket L.H. Nearside, complete with Bush ... | 1 | 12 | 6 | |
| 29/32023 | Bolts for Swivel and Bracket, $\frac{3}{8}$ " B.S.F. ... | 8 | | | 2 ea. |
| 29/2082 | Spring Washers for Swivel and Bracket, $\frac{3}{8}$ " diam. ... | 8 | | | 1 " |
| 29/4835 | Nuts for Swivel and Brackets, $\frac{3}{8}$ " B.S.F. ... | 8 | | | 1 " |
| 29/32024 | Bush for Brake Cam ... | 2 | | | 6 " |
| 29/32034 | Brake Shoe Dust Cover, R.H. Offside ... | 1 | 3 | 0 | |
| 29/32035 | Brake Shoe Dust Cover, L.H. Nearside ... | 1 | 3 | 0 | |
| 29/30726 | Brake Shoe Swivel Pin ... | 2 | 1 | 6 | ea. |
| 29/2044 | Washer for Brake Shoe Swivel Pin ... | 2 | | | 1 " |
| 29/2104 | Castle Nut for Brake Shoe Swivel Pin ... | 2 | | | 2 " |
| 29/2066 | Split Pin for ditto ... | 2 | | | 1 " |
| 29/30727 | Brake Cam, R.H. Offside ... | 1 | 3 | 9 | |
| 29/30729 | Brake Cam, L.H. Nearside ... | 1 | 3 | 9 | |
| 29/32050 | Brake Shoe No. 1, with Cam Face and Lining, 2 Halves ... | | 17 | 6 | Per Half |
| 29/32051 | Brake Shoe No. 2, with Cam Face and Lining, 2 Halves ... | | 17 | 6 | Per Half |
| 29/31323 | Spring for Brake Shoe ... | 4 | | | 2 ea. |
| 29/30594 | Front Brake Cross Shaft, R.H. Offside ... | 1 | 1 | 0 | " |
| 29/30596 | Front Brake Cross Shaft, L.H. Nearside ... | 1 | 1 | 0 | " |
| 29/30567 | Front Brake Fork Lever ... | 2 | 3 | 6 | ea. |
| 29/30588 | Front Brake Cam Lever, R.H. Offside ... | 1 | 4 | 0 | |

Always quote your Chassis number.

Front Axle (with Front Wheel Brakes)—*continued.*

| PART No. | DESCRIPTION. | NUMBER PER CAR. | PRICE. | | |
|-------------|--|--------------------|--------|----|-----|
| | | | £ | s. | d. |
| 30/30589 | Front Brake Cam Lever, L.H. Nearside | 1 | 4 | 0 | |
| 30/30586 | Operating Lever, R.H. Offside | 1 | 2 | 6 | |
| 30/30587 | Operating Lever, L.H. Nearside | 1 | 2 | 6 | |
| 30/30599 | Adjusting Screw for Operating Lever | 2 | 2 | | ea. |
| 30/30725 | Locking Nut for Adjusting Screw | 2 | 1 | | " |
| 30/1097 | Cotter for Brake Levers | 6 | 2 | | " |
| 30/2048 | Washer for ditto | 6 | 1 | | " |
| 30/1559 | Nuts for ditto | 6 | 1 | | ea. |
| 30/30557 | Side Steering Lever on Swivel | 1 | 7 | 6 | |
| 30/32022 | Cross Steering Levers | 2 | 7 | 6 | ea. |
| 30/2008 | Key for Steering Levers | 3 | 2 | | " |
| 30/2044 | Washer for Steering Levers | 3 | 1 | | " |
| 30/2104 | Castle Nut for Steering Levers | 3 | 2 | | " |
| 30/2066 | Split Pin for Steering Levers | 3 | 1 | | " |
| 30/32038 | Distance Piece for Swivel | 2 | 9 | | " |
| 30/32036 | End Cover for Hub Shell | 2 | 6 | 6 | " |
| 30/30581 | Felt Washer for Hub End Cover | 2 | 2 | | " |
| 30/32037 | Washer for Swivel Distance Piece | 2 | 1 | | " |
| 30/30713 | Large Ball Bearing for Front Hub | 2 | 14 | 6 | " |
| 30/30582 | Washer for Large Ball Bearing | 2 | 1 | | " |
| 30/30548 | Front Hub Shell | 2 | 17 | 6 | " |
| 30/30584 | Studs for Front Wheel | 8 | 4 | | " |
| 30/32041 | Lock Washers for Studs | 8 | 1 | | " |
| 30/32003 | Brake Drum | 2 | 17 | 6 | " |
| 30/31325 | Countersunk Screws for Brake Drum | 4 | 1 | | " |
| 30/31398 | Adapters for Grease Gun | 4 | 6 | | " |
| 30/32012 | Cross Steering Tube | 1 | 6 | 6 | |
| 30/32013 | Adapter for Cross Steering Tube, R.H. Thread | 1 | 2 | 6 | |
| 30/32014 | Adapter for Cross Steering Tube, L.H. Thread | 1 | 2 | 6 | |
| 30/32018 | Locking Nut for Cross Steering Tube, R.H. Thread | 1 | 4 | | |
| 30/32019 | Locking Nut for Cross Steering Tube, L.H. Thread | 1 | 4 | | |
| 30/32017 | Spring for Ball Socket | 2 | 1 | | ea. |
| 30/32015 | Ball Socket (Plain) | 2 | 6 | | " |
| 30/32016 | Ball Socket (Screwed) | 2 | 10 | | " |
| 30/30410 | Steering Ball for Levers | 3 | 2 | 9 | " |
| 30/2068 | Split Pin for Ball Socket | 2 | 1 | | " |
| 30/2102 | Castle Nut for Steering Ball, $\frac{3}{8}$ " B.S.F. | 3 | 2 | | " |
| 30/2063 | Split Pin for Ball, $\frac{5}{16}$ " \times 1" | 3 | 1 | | " |
| 30/32621 | Brake Shoe Swivel Spring (on 1927 Models) | 2 | 2 | | |

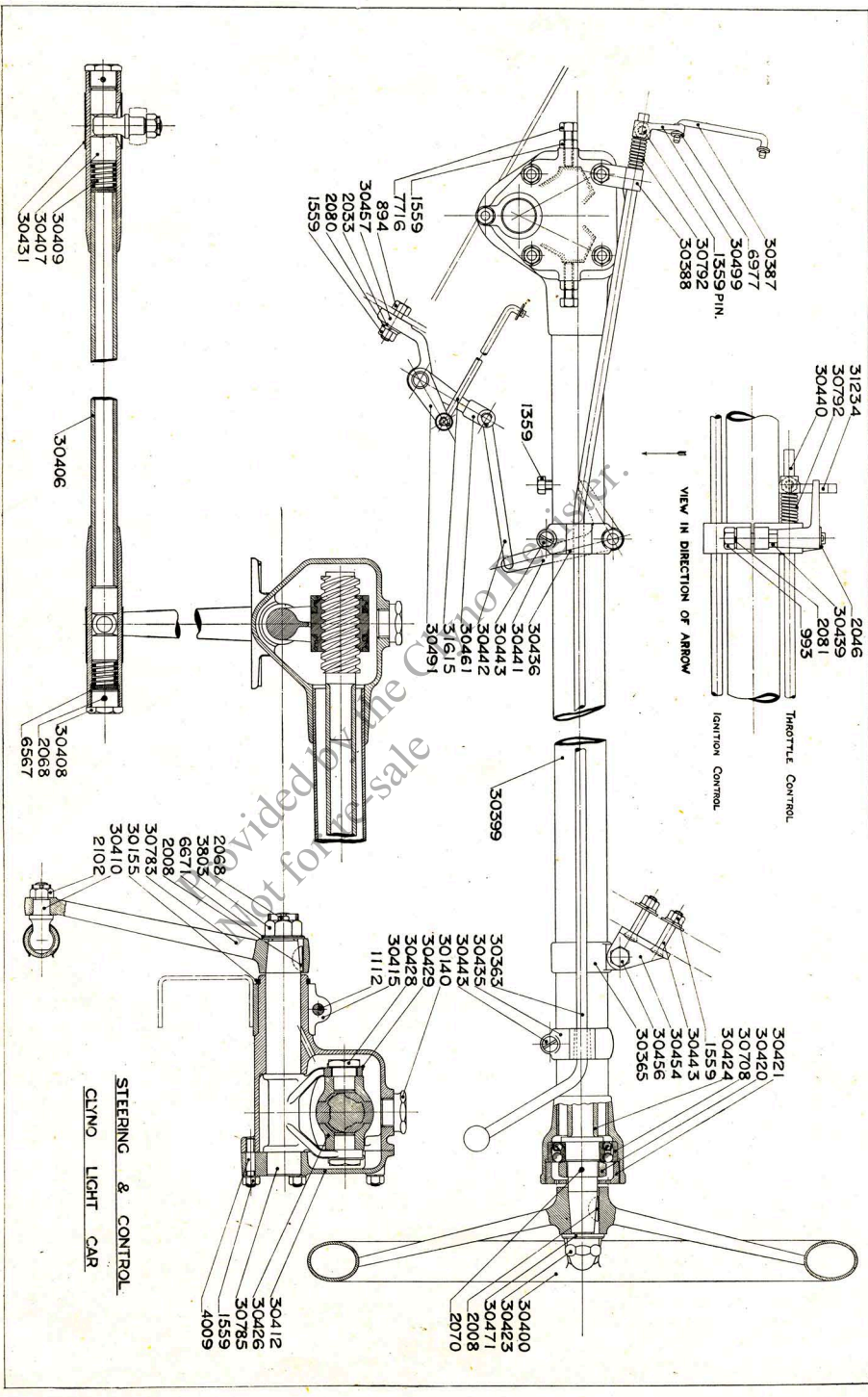
Always quote your Chassis number.

Speedometer Front Wheel Drive.

| PART No. | DESCRIPTION. | NUMBER PER CAR. | PRICE. | | |
|-------------|--|--------------------|--------|----|-----|
| | | | £ | s. | d. |
| 31/30981 | Gear Ring on Front Wheel | 1 | 10 | 6 | |
| 31/30984 | Speedometer Gear Box complete | 1 | 2 | 5 | 0 |
| 31/30931 | Bracket for Speedometer Gear Box | 1 | 4 | 6 | |
| 31/30932 | Distance Tube for Bracket | 1 | | 8 | |
| 31/949 | Bolt for Bracket | 1 | | 2 | |
| 31/2081 | Spring Washer for Bolt, $\frac{5}{16}$ " | 1 | | 1 | |
| 31/993 | Nut for Bracket Bolt, $\frac{5}{16}$ " B.S.F. | 1 | | 1 | |
| 31/30930 | Stud for Speedometer Bracket | 1 | 2 | 0 | |
| 31/30935 | Lug for Speedometer Bracket | 1 | 4 | 6 | |
| 31/30238 | Bolt for Lug of Bracket | 2 | | 2 | ea. |
| 31/2080 | Spring Washer for Lug Bolt, $\frac{1}{4}$ " | 2 | | 1 | " |
| 31/1559 | Nut for Lug Bolt, $\frac{1}{4}$ " B.S.F. | 2 | | 1 | " |
| 31/2043 | Washer for Stud, $\frac{3}{8}$ " diam. | 1 | | 1 | |
| 31/729 | Nut for Stud, $\frac{3}{8}$ " B.S.F. | 1 | | 1 | |

Provided by the Clyno Register:
 Not for re-sale

Always quote your Chassis number.



Steering.

| PART No. | DESCRIPTION. | NUMBER | | PRICE. | |
|-------------|---|----------|---|--------|-------|
| | | PER CAR. | £ | s. | d. |
| 32/30399 | Steering Column, with Box, Support and Control Clips, and Bearing Housing ... | 1 | 2 | 7 | 6 |
| 32/30140 | Plug, ½" Gas, for Steering Box ... | 1 | | | 6 |
| 32/30412 | Cover for Steering Box ... | 1 | | 6 | 0 |
| 32/4009 | Stud, ¼" B.S.F., for Steering Box Cover ... | 5 | | | 1 ea. |
| 32/2080 | Spring Washers, ¼", for Cover ... | 5 | | | 1 " |
| 32/1559 | Nut, ¼" B.S.F., for Cover and Stop Screw ... | 7 | | | 1 " |
| 32/7716 | Stop Screw on Cover, ¼" B.S.F. ... | 2 | | | 2 " |
| 32/30426 | Steering Worm Nut, lined white metal ... | 1 | | 12 | 9 |
| 32/30785 | Operating Lever for Steering Box ... | 1 | | 19 | 9 |
| 32/30122 | Bush in Box for Operating Lever 1924 Type | 2 | | 5 | 0 " |
| 32/30428 | Steering Worm Nut Fulcrum Pin ... | 2 | | 2 | 3 " |
| 32/30429 | Lock Washer for Worm Nut Fulcrum Pins | 2 | | | 1 " |
| 32/30424 | Steering Shaft, with Worm ... | 1 | 1 | 5 | 6 " |
| 32/30708 | Ball Race for Steering Column ... | 1 | | 10 | 6 |
| 32/30420 | Lock Nut for Ball Race on Shaft ... | 1 | | | 4 |
| 32/2070 | Split Pin for Lock Nut ... | 1 | | | 1 |
| 32/30421 | Lock Ring for Ball Race in Column ... | 1 | | 4 | 9 |
| 32/30400 | Steering Wheel ... | 1 | 1 | 13 | 0 |
| 32/2008 | Key for ditto ... | 1 | | | 2 |
| 32/30471 | Washer for Steering Wheel Nut ... | 1 | | | 3 |
| 32/30423 | Domed Nut, ½" B.S.F., for Steering Wheel | 1 | | | 7 |
| 32/2008 | Key for Steering Box Drop Arm, 1924-5 type | 1 | | | 2 |
| 32/30783 | Steering Box Drop Arm, 1924-5 type ... | 1 | | 6 | 0 |
| 32/31702 | Key for Steering Box Drop Arm, 1926 type | 1 | | | 2 |
| 32/32420 | Steering Box Drop Arm, 1926 type ... | 1 | | 6 | 0 |
| 32/6671 | Washer for Steering Box Drop Arm ... | 1 | | | 1 |
| 32/3803 | Castle Nut for Steering Box Drop Arm ... | 1 | | | 3 |
| 32/2068 | Split Pin for Steering Box Drop Arm ... | 1 | | | 1 |
| 32/30410 | Steering Drop Arm Ball ... | 1 | | 2 | 9 |
| 32/2102 | Castle Nut for Drop Arm Ball ... | 1 | | | 2 |
| 32/2063 | Split Pin for Castle Nut ... | 1 | | | 1 |
| 32/30406 | Side Steering Rod, with Slotted Ends, 1924-5 | 1 | | 17 | 6 |
| 32/32304 | Side Steering Rod with Slotted Ends, 1926 | 1 | | 17 | 6 |
| 32/6567 | Blank Washer for Side Steering ... | 4 | | | 1 ea. |
| 32/30407 | Ball Socket for Side Steering ... | 4 | | | 6 " |
| 32/30409 | Spring for Ball Socket ... | 2 | | | 6 " |
| 32/30408 | Screwed End Cap for Side Steering Rod ... | 2 | | | 5 " |
| 32/2068 | Split Pin for Screwed Cap ... | 2 | | | 1 " |
| 32/30431 | Spring Cover for Side Steering Rod ... | 2 | | | 5 " |
| 32/30155 | Spring Ring for Steering Box Chassis Bracket | 1 | | | 3 " |
| 32/30454 | Support Bracket for Steering Column (to Body) ... | 1 | | 2 | 3 |
| 32/30443 | Countersunk Screws for Support Bracket ... | 3 | | | 2 " |
| 32/1313 | Washer, ¼" diam., for Column Support Screws | 3 | | | 1 " |
| 32/2080 | Spring Washers, ¼", for ditto ... | 3 | | | 1 " |
| 32/1559 | Nut, ¼" B.S.F., for ditto ... | 3 | | | 1 " |
| 32/30456 | Bolt for Clip and Bracket ... | 1 | | | 7 " |
| 32/993 | Nut, ⅝" B.S.F., for Steering Column Clip Bolt ... | 1 | | | 1 |
| 32/32900 | Steering Box Drop Arm, 1927 ... | 1 | | 6 | 0 |
| 32/32902 | Side Steering Rod with Slotted Ends, 1927 ... | 1 | | 17 | 6 |

Throttle and Ignition Hand Controls. (Steering Column Type).

| PART No. | DESCRIPTION. | NUMBER PER CAR. | PRICE. | | |
|-------------|--|--------------------|--------|----|-------|
| | | | £ | s. | d. |
| 33/30440 | Throttle Control Rod, with Taper Sleeve ... | 1 | 4 | 3 | |
| 33/30363 | Ignition Control Rod, with Taper Sleeve ... | 1 | 4 | 9 | |
| 33/30436 | Control Clip at Bottom of Steering Column | 2 | 1 | 9 | |
| | | | halves | | |
| 33/30443 | Countersunk Screw, $\frac{1}{4}$ " B.S.F., for Clips ... | 2 | | | 1 ea. |
| 33/2048 | $\frac{1}{4}$ " Washer for ditto | 2 | | | 1 " |
| 33/1559 | Nut, $\frac{1}{4}$ " B.S.F., for ditto | 2 | | | 1 " |
| 33/30439 | Pivot Pin for Crank Lever on Column ... | 1 | | 4 | |
| 33/993 | Nut, $\frac{5}{16}$ " B.S.F., for Pivot Pin | 1 | | 1 | |
| 33/2080 | Washer, $\frac{5}{16}$ ", for ditto | 1 | | 1 | |
| 33/30441 | Bell Crank Lever on Column for Throttle ... | 1 | | | 10 |
| 33/2046 | Washer for Bell Crank Lever, $\frac{5}{16}$ " ... | 1 | | 1 | |
| 33/2060 | Split Pin for ditto | 1 | | 1 | |
| 33/30442 | Connecting Link for Throttle | 1 | | 4 | |
| 33/2048 | Washer, $\frac{1}{4}$ ", for Throttle Connecting Link ... | 2 | | | 1 ea. |
| 33/2060 | Split Pin, $\frac{1}{16}$ " \times $\frac{3}{4}$ ", for Throttle Connecting Link | 2 | | | 1 ea. |
| 33/31234 | Cam for Throttle Control Rod | 1 | | | 10 |
| 33/30499 | Ignition Control Lever on Rod | 1 | | | 7 |
| 33/1359 | Locating Pin, $\frac{1}{4}$ " B.S.F., for Control Rod Levers | 2 | | | 2 ea. |
| 33/4127 | Lock Nuts, $\frac{1}{4}$ " B.S.F., for Cam Lever ... | 2 | | 1 | " |
| 33/30792 | Spring for Control Rods | 2 | | 2 | " |
| 33/30388 | Clip for Ignition Control Rod to Box ... | 1 | | 2 | |
| 33/30387 | Connecting Link for Magneto | 1 | | 4 | |
| 33/6977 | Washer, $\frac{3}{16}$ ", for ditto | 2 | | 1 | " |
| 33/2060 | Split Pin, $\frac{1}{16}$ ", for ditto | 2 | | 1 | " |

Always quote your Chassis number.

Throttle and Ignition Hand Controls.

(Instrument Board Type).

| PART No. | DESCRIPTION. | NUMBER PER CAR. | PRICE. | | |
|-------------|--|--------------------|--------|----|-----|
| | | | £ | s. | d. |
| 34/30446 | Throttle Control Instrument Board Socket | 1 | 2 | 9 | |
| 34/816 | Nut for Socket | 1 | | 2 | |
| 34/821 | Washer for Socket Nut | 1 | | 1 | |
| 34/30448 | Spindle for Throttle Knob | 1 | 1 | 6 | |
| 34/30450 | Knob for Throttle Control (plated) | 1 | 1 | 9 | |
| 34/30475 | Wire for Throttle Control | 1 | | 3 | |
| 34/30451 | Nipple for Control Wire | 2 | | 1 | ea. |
| 34/30474 | Steel Tube for Control Wire | 1 | 2 | 0 | |
| 34/6574 | Nipple for Tube | 1 | | 1 | |
| 34/6792 | Nut for Tube Nipple | 1 | | 2 | |
| 34/30465 | Cable Pin for Carburetter Control | 1 | | 1 | |
| 34/2048 | Washer for Cable Pin | 1 | | 1 | |
| 34/2059 | Split Pin for Cable Pin | 1 | | 1 | |
| 34/30476 | Clip for Cable and Steering Column | 2 | | 1 | ea. |
| 34/1407 | Screw for Clip | 2 | | 1 | ” |
| 34/7072 | Nut for ditto | 2 | | 2 | ” |

Ignition Control.

| PART No. | DESCRIPTION | NUMBER PER CAR | PRICE. | | |
|-------------|---|-------------------|--------|----|----|
| | | | £ | s. | d. |
| 34/30447 | Ignition Control Instrument Boards Socket | 1 | 2 | 9 | |
| 34/821 | Washer for Adapter | 1 | | 1 | |
| 34/816 | Nut for ditto | 1 | | 1 | |
| 34/30449 | Spindle for Ignition Knob | 1 | 1 | 6 | |
| 34/30450 | Knob for Ignition Control (plated) | 1 | 1 | 9 | |
| 34/30478 | Wire for Ignition Control | 1 | | 3 | |
| 34/30451 | Nipple for Wire | 1 | | 1 | |
| 34/30477 | Steel Tube for Ignition Control Wire | 1 | 3 | 0 | |
| 34/6574 | Nipple for Tube | 1 | | 1 | |
| 34/6792 | Nut for ditto | 1 | | 2 | |
| 34/30483 | Screwed Adapter for bottom of Tube | 1 | | 6 | |
| 34/30492 | Support Plate on Steering Box | 1 | | 3 | |
| 34/6765 | Spring for Ignition Control Wire | 1 | | 3 | |
| 34/3116 | Washer for Spring | 1 | | 1 | |
| 34/30484 | Pin for Magneto Ignition Lever | 1 | | 3 | |
| 34/1559 | Nut, $\frac{1}{4}$ " B.S.F., for ditto | 1 | | 1 | |
| 34/2048 | Washer for ditto | 1 | | 1 | |
| 34/2059 | Split Pin for ditto | 1 | | 1 | |

Always quote your Chassis number.

Foot Control for Carburetter, 1924/25 Models.

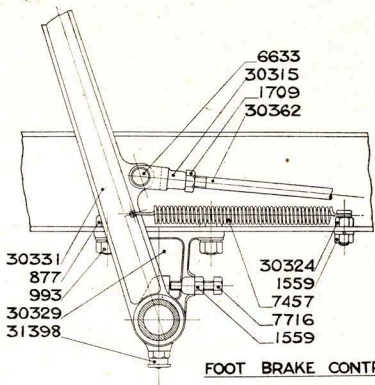
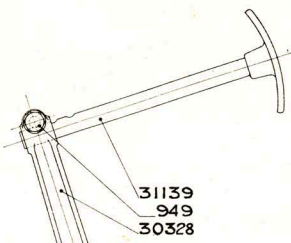
| PART No. | DESCRIPTION. | NUMBER PER CAR. | PRICE. | | |
|-------------|--|--------------------|--------|----|-----|
| | | | £ | s. | d. |
| 35/30479 | Accelerator Pedal Tread, with Rod ... | 1 | 5 | 0 | |
| 35/30460 | Plated Washer on Pedal Board for Accelerator Pedal | 1 | | 4 | |
| 35/2118 | Wood Screw for ditto | 2 | | 1 | ea. |
| 35/30473 | Fulcrum Pin for End of Accelerator Pedal Rod (1924 type) | 1 | | 3 | |
| 35/2048 | Washer, $\frac{1}{4}$ ", for ditto | 1 | | 1 | |
| 35/2060 | Split Pin, $\frac{1}{16}$ " \times $\frac{3}{4}$ ", for ditto | 1 | | 1 | |
| 35/30461 | Accelerator Pedal Lever on Cross Shaft ... | 1 | 2 | 6 | |
| 35/30485 | Screw, $\frac{3}{16}$ " Whit. for Pedal Lever | 1 | | 1 | |
| 35/30467 | Accelerator Pedal Return Spring | 1 | | 2 | |
| 35/30491 | Carburetter Control Cross Shaft, with Left Hand Lever | 1 | 6 | 0 | |
| 35/30457 | Bracket for Control Cross Shaft | 2 | 1 | 6 | ea. |
| 35/894 | Bolt, $\frac{1}{4}$ " B.S.F., for Control Shaft Bracket | 2 | | 1 | " |
| 35/1559 | Nut, $\frac{1}{4}$ " B.S.F., for Control Shaft Bracket | 2 | | 1 | " |
| 35/2033 | Plain Washer for Nut | 2 | | 1 | " |
| 35/2080 | Spring Washer for Control Shaft Bracket ... | 2 | | 1 | " |
| 35/30486 | Bell Crank Lever for "D" type Carburetter (early Models) | 1 | | 5 | |
| 35/30495 | Support Plate and Fulcrum Pin for Bell Crank (early Models) | 1 | 1 | 2 | |
| 35/2033 | Washer for Bell Crank Fulcrum Pin (early Models) | 1 | | 1 | |
| 35/30489 | Connecting Link for Bell Crank Lever (early Models) | 1 | | 7 | |
| 35/30466 | Control Rod for "D" type Carburetter (early Models) | 1 | | 2 | |
| 35/31615 | Control Rod for "B" type Carburetter (later Models) | 1 | | 2 | |
| 35/2032 | Washer, $\frac{3}{16}$ ", for Control Rods | 2 | | 1 | ea. |
| 35/2060 | Split Pin for Control Rods | 2 | | 1 | " |

Special Parts for 1926 Models.

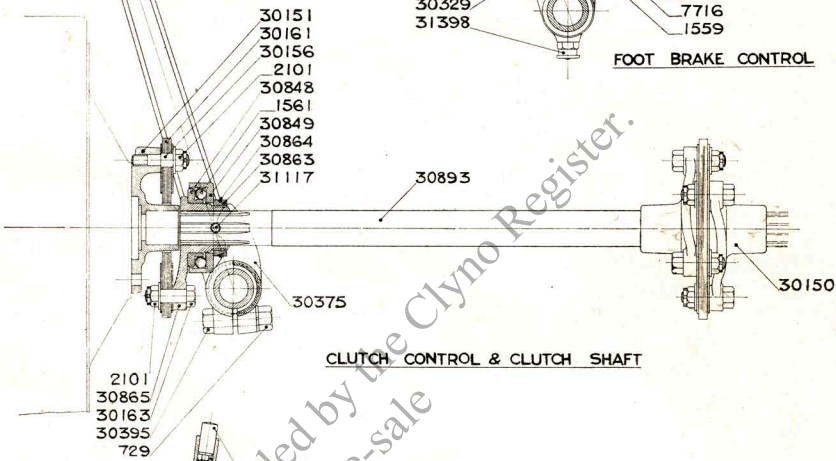
| | | | | | |
|----------|--|---|---|---|--|
| 35/31620 | Accelerator Pedal Tread with Rod ... | 1 | 5 | 0 | |
| 35/32303 | Support Plate and Fulcrum Pin for Bell Crank Lever | 1 | 1 | 6 | |
| 35/30486 | Bell Crank Lever | 1 | | 9 | |
| 35/2033 | Washer for Bell Crank Fulcrum Pin ... | 1 | | 1 | |
| 35/30489 | Connecting Link for Bell Crank Lever ... | 1 | | 6 | |
| 35/32302 | Control Rod for Carburetter | 1 | | 3 | |

Special Parts for 1927 Models.

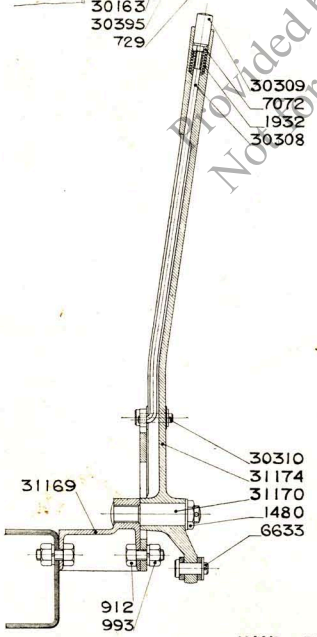
| | | | | | |
|----------|--------------------------------------|---|---|---|--|
| 35/32115 | Bell Crank Lever | 1 | 1 | 3 | |
| 35/33109 | Support Plate and Fulcrum Pin | 1 | 1 | 6 | |



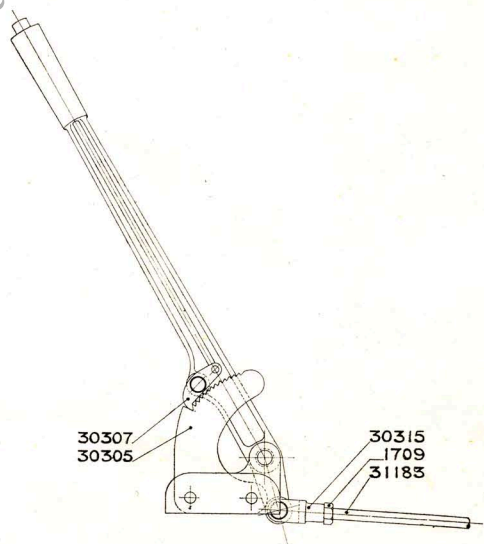
FOOT BRAKE CONTROL



CLUTCH CONTROL & CLUTCH SHAFT



HAND BRAKE CONTROL



Provided by the Clyno Register.
Not for re-sale

Clutch and Brake Controls.

| PART No. | DESCRIPTION. | NUMBER | | PRICE. | |
|-------------|---|----------|--------------|--------------|-------|
| | | PER CAR. | £ | s. | d. |
| 36/30795 | Pedal Shaft, with Clutch Operating Fork Lever, Return Spring Lever, and Clutch Pedal | 1 | 1 | 1 | 0 |
| 36/30395 | Bolt, $\frac{3}{8}$ " B.S.F., for Clutch Operating Fork Lever | 2 | | | 3 ca. |
| 36/2082 | Spring Washer for ditto | 2 | | | 1 " |
| 36/729 | Nut, $\frac{3}{8}$ " B.S.F., for ditto | 2 | | | 1 " |
| 36/30326 | Distance Tube between Pedals | 1 | | | 7 |
| 36/30331 | Foot Brake Pedal | 1 | 6 | 9 | |
| 36/30329 | Pedal Shaft Bracket | 2 | 5 | 0 | " |
| 36/7716 | Screw, $\frac{1}{4}$ " B.S.F., for Adjustable Pedal Stop | 2 | 2 | | " |
| 36/1559 | $\frac{1}{4}$ " B.S.F. Nut for Pedal Stop Screw ... | 2 | 1 | | " |
| 36/877 | Bolt, $\frac{5}{16}$ " B.S.F., for Pedal Shaft Bracket ... | 4 | 2 | | " |
| 36/2081 | Spring Washer, $\frac{5}{16}$ ", for ditto | 4 | 1 | | " |
| 36/993 | Nut, $\frac{5}{16}$ " B.S.F., for ditto | 4 | 1 | | " |
| 36/7457 | Pedal Return Spring | 2 | 3 | | " |
| 36/30324 | Pedal Return Spring Button | 2 | 2 | | " |
| 36/2080 | Spring Washer, $\frac{1}{4}$ ", for ditto | 2 | 1 | | " |
| 36/1559 | Nut, $\frac{1}{4}$ " B.S.F. for ditto | 2 | 1 | | " |
| 36/31398 | Grease Adapter for Gun | 2 | 6 | | " |
| 36/31139 | Pedal Foot Tread, with Pin | 2 | 10 | 3 | " |
| 36/949 | Bolt, $\frac{5}{16}$ " B.S.F., for Pedal Tread | 2 | 2 | | " |
| 36/2081 | Spring Washer, $\frac{5}{16}$ ", for ditto | 2 | 1 | | " |
| 36/993 | Nut, $\frac{5}{16}$ ", B.S.F., for ditto | 2 | 1 | | " |
| 36/31169 | Hand Brake Lever Bracket | 1 | 2 | 3 | |
| 36/31170 | Hand Brake Lever Fulcrum Pin | 1 | 1 | 3 | |
| 36/30305 | Rack for Hand Brake Lever | 1 | 2 | 9 | 3 |
| 36/912 | Bolts, $\frac{5}{16}$ " B.S.F., for Hand Brake Lever Bracket | 4 | | | 2 " |
| 36/2081 | $\frac{5}{16}$ " Spring Washer | 4 | 1 | | " |
| 36/993 | $\frac{5}{16}$ " B.S.F. Nut for ditto | 4 | 1 | | " |
| 36/31174 | Hand Brake Lever | 1 | 6 | 9 | |
| 36/30308 | Hand Brake Lever Pawl Rod | 1 | 2 | 0 | |
| 36/1932 | Return Spring for Pawl Rod | 1 | 1 | | |
| 36/7072 | $\frac{3}{16}$ " Lock Nut for Pawl Rod | 1 | 1 | | |
| 36/30309 | Thumb Knob for Pawl Rod | 1 | | | 10 |
| 36/30307 | Brake Ratchet Pawl | 1 | 1 | 8 | |
| 36/30310 | Brake Pawl Fulcrum Pin | 1 | | | 9 |
| 36/2048 | $\frac{1}{4}$ " Washer for Pawl Pin | 1 | 1 | | |
| 36/2060 | Split Pin, $\frac{1}{16}$ " \times $\frac{3}{4}$ ", for Pawl Pin | 1 | | | 1 |
| 36/30342 | Hand Brake Lever, complete, comprising above numbers 31174 to 2060, assembled | | 13 | 6 | |

30375

CLUTCH FORK

4'0

Always quote your Chassis number.

Clutch and Brake Controls—continued.

| PART No. | DESCRIPTION. | NUMBER PER CAR. | PRICE. | |
|-------------|---|--------------------|--------|-------|
| | | | £ | s. d. |
| 37/1480 | Nut for Hand Brake Lever Fulcrum Pin ... | 1 | | 1 |
| 37/2047 | Washer for ditto | 1 | | 1 |
| 37/2065 | Split Pin, $\frac{3}{32}$ " \times $1\frac{1}{4}$ ", for ditto | 1 | | 1 |
| 37/30343 | Hand Brake Lever, with Bracket, comprising 31169 to 2065, assembled | 1 | 14 | 0 |
| 37/31185 | Hand Brake Cross Shaft, with Left Hand Lever | 1 | 10 | 0 |
| 37/30344 | Foot Brake Tube, Long, with Oper- ating Levers and Internal Bushes | 1 | 13 | 6 |
| 37/30345 | Foot Brake Tube, Short, with Oper- ating Levers, Distance Tube and Internal Bushes | 1 | 13 | 6 |
| 37/31181 | Internal Bush for Compensating Tubes | 4 | | 6 ea. |
| 37/31176 | Ball End Compensating Bar for Foot Brake | 1 | 2 | 0 |
| 37/1286 | Spring for Compensating Bar | 2 | | 1 " |
| 37/31171 | Hand Brake Shaft Lever, Right Hand | 1 | 4 | 0 |
| 37/1097 | Cotter for Hand Brake Shaft Lever | 1 | | 2 |
| 37/2048 | $\frac{1}{4}$ " Washer for Cotter | 1 | | 1 |
| 37/1559 | Nut, $\frac{1}{4}$ " B.S.F., for Cotter... | 1 | | 1 |
| 37/31398 | Grease Gun Adapter for Hand Brake Shaft | 2 | | 6 ea. |
| 37/30346 | Compensating Control Shaft, Nos. 31185, 30344, 30345, 31176 to 31398 | 1 | 2 | 6 0 |
| 37/31223 | Cap for Cross Shaft Bearing | 2 | 3 | 0 " |
| 37/31222 | Cross Shaft Bearing Bracket | 2 | 2 | 3 " |
| 37/31231 | Stud, $\frac{5}{16}$ " B.S.F., for Cross Shaft Bearing ... | 4 | | 1 " |
| 37/2081 | Spring Washer, $\frac{5}{16}$ " | 8 | | 1 " |
| 37/993 | Nut, $\frac{5}{16}$ " B.S.F., for Studs | 8 | | 1 " |
| 37/30362 | Foot Brake Operating Rod | 1 | | 9 |
| 37/31183 | Hand Brake Operating Rod | 1 | | 6 |
| 37/31189 | Brake Adjusting Rod | 4 | | 9 " |
| 37/30315 | Brake Rod Fork Ends | 8 | | 6 " |
| 37/6633 | Pins for Brake Rod Fork Ends | 8 | | 2 " |
| 37/2045 | Washers, $\frac{5}{16}$ ", for ditto | 8 | | 1 " |
| 37/2060 | Split Pins, $\frac{1}{16}$ " \times $\frac{3}{4}$ ", for ditto | 8 | | 1 " |
| 37/1709 | Lock Nuts, $\frac{5}{16}$ " B.S.F., for Brake Rods ... | 12 | | 1 " |
| 37/30318 | Spring for Brake Adjustment | 4 | | 3 " |
| 37/30313 | Brake Adjusting Fulcrum Plug | 4 | | 3 " |
| 37/30314 | Brake Adjusting Nut | 4 | | 5 " |
| 37/2060 | Split Pin, $\frac{1}{16}$ " \times $\frac{3}{4}$ ", for Brake Adjustment ... | 4 | | 1 " |

Always quote your Chassis number.

Clutch and Brake Controls—continued.

| PART No. | DESCRIPTION. | NUMBER PER CAR. | PRICE. | | |
|-------------|---|--------------------|--------|----|-----|
| | | | £ | s. | d. |
| 38/32207 | Hand Brake Cross Shaft, with Levers | 1 | 18 | 6 | |
| 38/32203 | Foot Brake Cross Shaft, with Levers | 1 | 17 | 6 | |
| 38/32201 | Bracket for Brake Shafts ... | 2 | 4 | 9 | ea. |
| 38/32200 | Cap for Brake Shaft Bracket upwards | 2 | 3 | 6 | „ |
| 38/32210 | Hand Brake Adjusting Rod ... | 2 | 9 | | „ |
| 38/32211 | Hand Brake Operating Rod ... | 1 | 6 | | |

Special Parts for 1926 Models.

| PART No. | DESCRIPTION. | NUMBER PER CAR. | PRICE. | | |
|-------------|--|--------------------|--------|----|-----|
| | | | £ | s. | d. |
| 38/32214 | Pedal Distance Tube | 1 | | 7 | |
| 38/32421 | Foot Brake Pedal | 1 | 6 | 9 | |
| 38/32419 | Pedal Shaft Bracket | 2 | 5 | 0 | ea. |
| 38/31621 | Hand Brake Lever | 1 | 6 | 9 | |
| 38/31630 | Hand Brake Lever Pawl Rod | 1 | 1 | 6 | |
| 38/32216 | Foot Brake Compensating Shaft with Lever | 1 | 10 | 0 | |
| 38/32428 | Foot Brake Compensating Link | 1 | 2 | 0 | ea. |
| 38/32427 | Foot Brake Connecting Link | 2 | 6 | | ea. |
| 38/32213 | Hand Brake Operating Rod | 1 | 6 | | |
| 38/32217 | Front Brake Adjusting Rod | 2 | 9 | | ea. |
| 38/32423 | Front Brake Lever for Cross Shaft | 2 | 2 | 9 | ea. |

Always quote your Chassis number.

Clutch and Brake Controls—continued.

Special Parts for 1927 Models.

| PART No. | DESCRIPTION. | NUMBER | | PRICE. | |
|-------------|--|----------|----|--------|----|
| | | PER CAR. | £ | s. | d. |
| 38A/33002 | Foot Brake Pedal | 1 | 6 | 9 | |
| 38A/C423 | Grease Adapter for Gun | 2 | 7 | 6 | |
| 38A/33001 | Hand Brake Lever Bkt. | 2 | 7 | 6 | |
| 38A/C422 | Nipple for Grease Gun | 1 | 6 | | |
| 38A/30593 | Bush for Hand Brake Lever Bkt. | 2 | 3 | | |
| 38A/33003 | Hand Brake Operating Lever | 1 | 3 | 3 | |
| 38A/33007 | Distance Piece for Operating Lever | 1 | 3 | | |
| 38A/33006 | Hand Brake Lever Shaft | 1 | 1 | 3 | |
| 38A/33032 | Cotter for Front Brake Intermediate Lever | 1 | 6 | | |
| 38A/2048 | Washer for Cotter | 2 | 1 | | |
| 38A/1559 | Nut for Cotter | 2 | 1 | | |
| 38A/912 | Bolt for Hand Brake Lever Bkt. | 5 | 2 | | |
| 38A/2081 | Spring Washer for ditto | 5 | 1 | | |
| 38A/993 | Nut for ditto | 5 | 1 | | |
| 38A/30305 | Brake Rack | 1 | 2 | 9 | |
| 38A/33000 | Hand Brake Lever | 1 | 6 | 9 | |
| 38A/31630 | Hand Brake Lever Ratchet Rod | 1 | 1 | 6 | |
| 38A/1932 | Spring for Hand Brake Lever | 1 | 1 | | |
| 38A/7072 | $\frac{3}{16}$ " Lock Nut for Ratchet Rod | 1 | 2 | | |
| 38A/30309 | Ratchet Stop Knob | 1 | 10 | | |
| 38A/30307 | Brake Ratchet Pawl | 1 | 1 | 8 | |
| 38A/30310 | Brake Pawl Pin | 1 | 9 | | |
| 38A/2048 | $\frac{1}{4}$ " dia. Washer for Pawl Pin | 1 | 1 | | |
| 38A/2060 | Split Pin $\frac{1}{16}$ " \times $\frac{3}{4}$ " for Pawl Pin | 1 | 1 | | |
| 38A/33030 | Hand Brake Lever complete, comprising above Numbers 33000 to 2060 Assembled | 1 | 1 | 0 | 0 |
| 38A/33031 | Hand Brake Lever with Bracket comprising 33001 to 2060 | 1 | 1 | 16 | 6 |
| 38A/33013 | Foot Brake Operating Rod | 1 | 9 | | |
| 38A/33023 | Brake Adjusting Rod | 2 | 9 | | |
| 38A/33008 | Brake Rod Slip Link | 2 | 1 | 3 | |
| 38A/33020 | Hand Brake Lever Jaw Pin | 2 | 2 | | |
| 38A/33018 | Hand Brake Rod Spring | 2 | 3 | | |
| 38A/33009 | Brake Rod Adjusting Pin | 2 | 1 | 6 | |
| 38A/33019 | Hand Brake Rod Nut | 2 | 1 | | |
| 38A/33017 | Foot Brake Compensating Link | 1 | 2 | 0 | |
| 38A/33012 | Front Brake Adjusting Rod | 2 | 9 | | |
| 38A/33021 | Front Brake Intermediate Lever | 1 | 3 | 3 | |
| 38A/33011 | Bracket for Brake Shaft | 2 | 4 | 9 | |
| 38A/33010 | Cap for Brake Shaft Bkt. | 2 | 3 | 6 | |
| 38A/33015 | Hand Brake Operating Rod | 1 | 9 | | |
| 38A/32202 | Footbrake Operating Shaft | 1 | 4 | 6 | |
| 38A/33004 | Footbrake Operating Lever | 1 | 4 | 6 | |
| 38A/33005 | Footbrake Adjusting Lever | 1 | 4 | 0 | |
| 38A/33016 | Extension for Nipple | 2 | 8 | ea. | |
| 38A/33014 | Hand Brake Push Rod | 1 | 1 | 0 | |
| 38A/33032 | Cotters for above Levers | 3 | 6 | ea. | |

Chassis Frame (with Springs and Sundries), 1924/1925 Models.

| PART NO. | DESCRIPTION. | NUMBER PER CAR. | PRICE. | |
|-------------|---|--------------------|--------|-------|
| | | | £ | s. d. |
| 39/30390 | Side Frame (Off Side), Right Hand ... | 1 | 16 | 0 |
| 39/30391 | Side Frame (Near Side), Left Hand ... | 1 | 16 | 0 |
| 39/30258 | Front Cross Member | 1 | 1 3 | 9 |
| 39/30198 | Centre Cross Member | 1 | 1 7 | 0 |
| 39/30199 | Rear Cross Member | 1 | 19 | 6 |
| 39/877 | Bolts, $\frac{5}{16}$ " B.S.F., for Cross Members, Front and Centre | 12 | | 2 ea. |
| 39/949 | Bolts, $\frac{5}{16}$ " B.S.F., for Front Wing Stays and Cross Member | 4 | 2 | " |
| 39/6565 | Bolts, $\frac{5}{16}$ " , for Rear Cross Member | 6 | 2 | " |
| 39/993 | Nuts for above, $\frac{5}{16}$ " | 22 | 1 | " |
| 39/2081 | Spring Washers, $\frac{5}{16}$ " | 22 | 1 | " |
| 39/30142 | Stud, $\frac{5}{16}$ " B.S.F., for Gear Box Support Bracket | 3 | 1 | " |
| 39/30137 | Support Ball Socket, Long, for Gear Box ... | 1 | 8 6 | |
| 39/30136 | Support Ball Socket, Short, for Gear Box ... | 1 | 5 0 | |
| 39/30144 | Spring for Gear Box Support Bracket ... | 1 | 5 | |
| 39/30139 | End Plate for Gear Box Support Bracket ... | 1 | 5 | |
| 39/2081 | Spring Washer for Support Bracket ... | 3 | 1 | ea. |
| 39/993 | Nut, $\frac{5}{16}$ " , for Gear Box Support Bracket ... | 3 | 1 | " |
| 39/30224 | Oil Pipe for Gear Box Support Bracket ... | 1 | 3 | |
| 39/31398 | Grease Adapter for Gun | 1 | 6 | |
| 39/30379 | Rear Spring Bracket (Off Side), Right Hand | 1 | 8 6 | |
| 39/30380 | Rear Spring Bracket (Near Side), Left Hand | 1 | 8 6 | |
| 39/877 | Bolts, $\frac{5}{16}$ " B.S.F., for Rear Spring Bracket ... | 4 | 2 | ea. |
| 39/2081 | Spring Washer for Rear Spring Bracket Bolt | 4 | 1 | " |
| 39/993 | Nut, $\frac{5}{16}$ " B.S.F., for Rear Spring Bracket ... | 4 | 1 | " |
| 39/1702 | Bolt, $\frac{3}{8}$ " B.S.F., for Bottom of Rear Spring Brackets | 4 | 2 | " |
| 39/2082 | Spring Washer for Rear Spring Bracket Bolts | 4 | 1 | " |
| 39/729 | Nut for Bottom of Rear Spring Bracket, $\frac{3}{8}$ " | 4 | 1 | " |
| 39/30184 | Rear Spring | 2 | 1 1 | 0 " |
| 39/30185 | Front Spring | 2 | 1 1 | 0 " |
| 39/30206 | Rear Spring Bolt | 2 | 2 6 | " " |
| 39/809 | Nut, $\frac{7}{16}$ " B.S.F., for Rear Spring Bolt ... | 4 | 1 | " |
| 39/30207 | Rear Spring " U " Bolt | 2 | 4 | " |
| 39/30212 | Strap Plate for " U " Bolt | 2 | 1 0 | " |
| 39/729 | Nuts for Rear Spring " U " Bolt, $\frac{3}{8}$ " B.S.F. | 8 | 1 | " |
| 39/30415 | Bracket for Steering Box to Frame ... | 1 | 5 3 | |

Always quote your Chassis number.

Chassis Frame—continued.

| PART No. | DESCRIPTION. | NUMBER PRICE. | | |
|-------------|---|---------------|----|-------|
| | | PER CAR. | £ | s. d. |
| 40/1112 | Clip Bolt, $\frac{5}{16}$ " B.S.F., for Steering Box Bracket | 1 | | 2 |
| 40/877 | Bolt, $\frac{5}{16}$ " B.S.F., for Steering Box Bracket (to Frame) | 1 | | 2 |
| 40/2081 | Spring Washer, $\frac{5}{8}$ " | 2 | | 1 ea. |
| 40/993 | Nuts, $\frac{5}{16}$ ", for Steering Box Bracket Bolts | 2 | | 1 " |
| 40/30226 | Wood Block for Side Member (Off Side), Right Hand | 1 | 2 | 3 |
| 40/30227 | Wood Block for Side Member (Near Side), Left Hand | 1 | 2 | 3 |
| 40/30214 | Distance Tube for Front Spring Bolt ... | 4 | 6 | ea. |
| 40/30787 | Frame Bolt for Front Spring (Off Side), Right Hand | 1 | 1 | 9 |
| 40/30786 | Frame Bolt for Front Spring (Near Side), Left Hand | 1 | 1 | 9 |
| 40/809 | Nut, $\frac{7}{16}$ " B.S.F., for Front Spring Bolts ... | 4 | 1 | ea. |
| 40/30782 | Packing Piece for Front Spring | 2 | 2 | 0 " |
| 40/30788 | Front Spring "U" Bolt | 2 | 6 | " |
| 40/30202 | Packing Piece for Front Spring "U" Bolt | 2 | 4 | " |
| 40/30212 | Strap Plate for "U" Bolt | 2 | 1 | 0 " |
| 40/729 | Nut, $\frac{3}{8}$ " B.S.F., for Front Spring "U" Bolt | 8 | 1 | " |
| 40/30519 | Pin for Front Spring to Axle, $\frac{7}{16}$ " B.S.F. ... | 2 | 7 | " |
| 40/2103 | Castle Nut, $\frac{7}{16}$ " B.S.F., for ditto | 2 | 3 | " |
| 40/2064 | Split Pin, $\frac{3}{32}$ " \times 1", for ditto | 2 | 1 | " |
| 40/30514 | Clip for Front Spring to Axle | 2 | 1 | 9 " |
| 40/2101 | Castle Nut, $\frac{5}{16}$ " B.S.F., for Clip | 4 | 1 | " |
| 40/2060 | Split Pin for Castle Nut | 4 | 1 | " |
| 40/31178 | Rear Stepboard Bracket | 2 | 5 | 0 " |
| 40/877 | Bolt for ditto, $\frac{5}{16}$ " | 8 | 2 | " |
| 40/30232 | Front Step Hanger for Channel | 2 | 1 | 0 " |
| 40/30233 | Stepboard and Battery Support Channel ... | 1 | 3 | 6 " |
| 40/6565 | Bolt for ditto, $\frac{5}{16}$ " B.S.F. | 8 | 2 | ea. |
| 40/2081 | Spring Washer, $\frac{5}{16}$ ", for Front and Rear Support | 16 | 1 | " |
| 40/993 | Nut, $\frac{5}{16}$ ", for ditto | 16 | 1 | " |
| 40/30228 | Carrier for Battery | 1 | 11 | 0 |
| 40/30236 | Side Strap for Battery Carrier | 1 | 7 | |
| 40/7716 | Bolt, $\frac{1}{4}$ " B.S.F., for Side Strip | 2 | 2 | ea. |
| 40/30238 | Bolt, $\frac{1}{4}$ " B.S.F., for Rear of Battery Carrier | 2 | 2 | " |
| 40/1559 | Nut, $\frac{1}{4}$ " B.S.F., for ditto | 6 | 1 | " |
| 40/2080 | Spring Washer for ditto | 2 | 1 | " |
| 40/30237 | Distance Tube for Battery Carrier | 2 | 2 | " |
| 40/912 | Bolt, $\frac{5}{16}$ " B.S.F., for Front of Battery Carrier | 2 | 1 | " |

Always quote your Chassis number.

Chassis Frame—continued.

| PART No. | DESCRIPTION. | NUMBER PER CAR. | PRICE. | |
|----------|---|-----------------|--------|-------|
| | | | £ | s. d. |
| 41/2081 | Spring Washer, $\frac{5}{16}$ " , for Battery Carrier ... | 2 | | 1 ea. |
| 41/993 | Nut, $\frac{5}{16}$ " , for ditto ... | 2 | | 1 " |
| 41/30262 | Bracket for Battery Cables ... | 1 | | 2 " |
| 41/30796 | Engine Undershield ... | 1 | 13 | 6 |
| 41/30245 | Clips for Undershields to Frame ... | 4 | | 1 ea. |
| 41/661 | Bolts, $\frac{1}{4}$ " B.S.F., for Undershield Clips ... | 8 | | 1 " |
| 41/2080 | Spring Washer, $\frac{1}{4}$ " , for ditto ... | 8 | | 1 " |
| 41/1559 | Nut, $\frac{1}{4}$ " B.S.F., for ditto ... | 8 | | 1 " |
| 41/30791 | Rear Extension for Side Frame ... | 2 | 5 | 0 " |
| 41/30684 | Long Bolt for Rear Extension, $\frac{3}{8}$ " B.S.F. ... | 2 | | 4 " |
| 41/30794 | Short Bolt for ditto, $\frac{3}{8}$ " B.S.F. ... | 2 | | 4 " |
| 41/2082 | Spring Washer for Bolts, $\frac{3}{8}$ " ... | 4 | | 1 " |
| 41/729 | Nut for Bolts, $\frac{3}{8}$ " B.S.F. ... | 4 | | 1 " |
| 41/30214 | Distance Tube for Bolts ... | 4 | | 6 " |

Modified and Special Parts for 1926 Models.

| PART No. | DESCRIPTION. | NUMBER PER CAR. | PRICE. | |
|----------|---|-----------------|--------|-------|
| | | | £ | s. d. |
| 41/32400 | Side Frame R.H. with Dumb Iron ... | 1 | 2 | 1 6 |
| 41/32401 | Side Frame L.H. with Dumb Iron ... | 1 | 2 | 1 6 |
| 41/32429 | Front Cross Member (Fitted to Cars up to Chassis No. 9500) ... | 1 | 18 | 6 |
| 41/32516 | Front Cross Member (Fitted to Cars Chassis No. 9500 upwards) ... | 1 | 18 | 6 |
| 41/32456 | Radiator Support Brackets (Fitted to Cars Chassis No. 9500 upwards) ... | 2 | 2 | 0 ea. |
| 41/30744 | Front Spring ... | 2 | 1 | 1 0 " |
| 41/32469 | Bracket for Steering Box to Frame ... | 1 | 5 | 3 " |
| 41/32444 | Wood Block for Side Frame, R.H. ... | 1 | | 6 |
| 41/32445 | Wood Block for Side Frame, L.H. ... | 1 | | 6 |
| 41/32418 | Front Spring Shackle Plate (Plain) ... | 2 | 1 | 0 ea. |
| 41/32407 | Front Spring Shackle Plate (Slotted) ... | 2 | 1 | 3 " |
| 41/32064 | Front Spring Bracket on Frame with Bush ... | 2 | 5 | 0 " |
| 41/32408 | Shackle Pin for Front Spring ... | 4 | 2 | 9 " |
| 41/32409 | Special Shackle Pin ... | 2 | 1 | 9 " |
| 41/32410 | Nut for Special Pin ... | 2 | 2 | " " |
| 41/32411 | Adapter for Special Pin ... | 2 | 9 | " " |
| 41/2103 | Nuts for Shackle Pins ... | 4 | 2 | " " |
| 41/2063 | Split Pin for Shackle Pins ... | 4 | 1 | " " |
| 41/31398 | Adapter for Grease Gun ... | 6 | 6 | " " |
| 41/32414 | Clip for Spring to Axle ... | 4 | 1 | 6 " |
| 41/729 | Nuts for Spring Clip Front ... | 8 | 1 | " " |
| 41/4835 | Lock Nuts for Spring Clip Front ... | 8 | 1 | " " |
| 41/877 | Bolts for Spring Bracket ... | 6 | 2 | " " |
| 41/2081 | Spring Washers for Spring Bracket Bolts ... | 6 | 1 | " " |
| 41/993 | Nuts for Spring Bracket Bolts ... | 6 | 1 | " " |
| 41/32450 | Carrier for Battery ... | 1 | 11 | 0 |
| 41/32449 | Side Strip for Carrier ... | 1 | | 7 |
| 41/32437 | Engine Undershield ... | 1 | 17 | 6 |
| 41/32446 | Rear Clips for Undershield ... | 2 | | 1 ea. |

32406

FRONT SPRING BUSH

9

Chassis Frame—continued.

Modified and Special Parts on 1927 Models.

| PART No. | DESCRIPTION. | NUMBER PER CAR. | PRICE. | | |
|-------------|---|--------------------|--------|----|----|
| | | | £ | s. | d. |
| 41A/32800 | Chassis Frame (off side) R.H. with Dumb Iron | 1 | 2 | 1 | 6 |
| 41A/32801 | Chassis Frame (near side) L.H. with Dumb Iron | 1 | 2 | 1 | 6 |
| 41A/C422 | Grease Adapter for Gun | 1 | | | 6 |
| 41A/32803 | Rear Spring Bkt. (off side) R.H. | 1 | | 8 | 6 |
| 41A/32802 | Rear Spring Bkt. (near side) L.H. | 1 | | 8 | 6 |
| 41A/32807 | Rear Spring | 2 | 1 | 2 | 6 |
| 41A/32808 | Rear Spring Bolt | 2 | | 2 | 6 |
| 41A/32805 | Rear Spring " U " Bolt | 2 | | | 6 |
| 41A/32804 | Strap Plate for " U " Bolt | 2 | | 1 | 2 |
| 41A/32809 | Engine Undershield | 1 | | 17 | 6 |
| 41A/30245 | Clips for Undershield to Frame | 2 | | | 1 |
| 41A/32446 | Clips for Undershield to Frame | 2 | | | 1 |

Shock Absorbers.

| | | | | | |
|-----------|--|---|---|----|-----|
| 41A/32563 | Shock Absorber, Front R.H. (S120) ... | 1 | 1 | 13 | 6 |
| 41A/32564 | Shock Absorber, Front L.H. (S119) ... | 1 | 1 | 13 | 6 |
| 41A/32564 | Shock Absorber, Rear R.H. (S120) ... | 1 | 1 | 13 | 6 |
| 41A/32563 | Shock Absorber, Rear L.H. (S119) ... | 1 | 1 | 13 | 6 |
| 41A/32566 | Bracket for Front Axle, R.H. (S201) | 1 | | 2 | 6 |
| 41A/32567 | Bracket for Front Axle, L.H. (S202) ... | 1 | | 2 | 6 |
| 41A/32569 | Bracket for Frame, R. and L. Hand (S204/5) | 2 | 1 | 4 | ea. |
| 41A/32586 | Bracket for Rear Axle, R. and L. Hand (S203) | 2 | 2 | 6 | " |
| 41A/32565 | Frame Fulcrum Pin Front (S206) ... | 2 | 1 | 8 | " |
| 41A/32568 | Fulcrum Pin for Bracket Rear (S207) ... | 4 | 1 | 8 | " |
| 41A/32571 | Fulcrum Pin for End Bracket Rear (S207) | 2 | 1 | 8 | " |
| 41A/1702 | Bolt for Frame Bracket | 4 | | 2 | " |
| 41A/31230 | Bolt for Frame Bracket and Luggage Grid | 2 | | 3 | " |
| 41A/729 | Nuts for Frame Bracket Bolts | 4 | | 1 | " |
| 41A/2082 | Spring Washers for Bolts | 4 | | 1 | " |
| 41A/C423 | Grease Gun Nipples for Shock Absorbers | 4 | | 6 | " |

Always quote your Chassis number.

Radiator and Fittings.

| PART No. | DESCRIPTION. | NUMBER PER CAR. | PRICE. | | |
|--------------|---|--------------------|--------|----|----------|
| | | | £ | s. | d |
| 42/30392 | Radiator, complete with Filler Cap and Drain Plug | 1 | 11 | 16 | 0 |
| 42/30240 | (CLYNO) Name Plate | 1 | | 4 | 3 |
| 42/30285 | Filler Cap, with Washer | 1 | | 5 | 6 |
| 42/4384 | Radiator Drain Plug, $\frac{1}{4}$ " Gas | 1 | | | 3 |
| 42/30259 | Rubber Pad for Bracket | 2 | | | 2 ea. |
| 42/30395 | Bolt, $\frac{3}{8}$ " B.S.F., for Radiator Bracket | 2 | | 3 | " |
| 42/729 | Nut, $\frac{3}{8}$ " B.S.F., for above | 2 | | 1 | " |
| 42/2082 | Spring Washer, $\frac{3}{8}$ " | 2 | | 1 | " |
| 42/30205 | Water Pipe Rubber Hose, Top | 1 | 1 | | 2 |
| 42/30210 | Water Pipe Rubber Hose, Bottom | 1 | | | 10 |
| 42/30208 | Clip for Rubber Hose Connections | 4 | | 9 | ea. |
| 42/30393 | Stay Rod from Radiator to Body, 1925 Type | 1 | | 6 | |
| 42/32443 | Stay Rod from Radiator to Body, 1926 Type | 1 | | 6 | |
| 42/993 | Nut, $\frac{5}{16}$ " B.S.F., for Stay Rod | 3 | | 1 | " |
| 42/2034 | Plain Washer, $\frac{5}{16}$ ", for Stay Rod | 2 | | 1 | " |
| 42/2081 | Spring Washers, $\frac{5}{16}$ ", for Stay Rod | 2 | | 1 | " |
| 42/30266 | Bracket on Dashboard for Radiator Stay ... | 1 | | | 3 |
| 42/2157 | Coach Bolt for Bracket to Dashboard | 2 | | 2 | ea. |
| 42/2080 | Spring Washer, $\frac{1}{4}$ ", for Coach Bolts | 2 | | 1 | " |
| 42/1559A | Nut, $\frac{1}{4}$ " Whit., for Coach Bolts | 2 | | 1 | " |
| 31281 | FILLER CAP WASHER | 1 | | | 3 |

Always quote your Chassis number.

Petrol Tank and Fittings.

| PART No. | DESCRIPTION. | NUMBER PER CAR. | PRICE. | | |
|-------------|--|--------------------|--------|----|-----|
| | | | £ | s. | d. |
| 43/30697 | Petrol Tank | 1 | 1 | 7 | 6 |
| 43/3077 | Filler Cap | 1 | | 2 | 6 |
| 43/3094 | Leather Washer for Filler Cap | | | | |
| 43/30614 | Petrol Tap, with Fibre Washers (Standard) | 1 | 2 | 0 | |
| 43/1373 | Fibre Washer for Petrol Tap (Standard) ... | 1 | | 1 | |
| 43/30642 | Petrol Pipe, with Nipples and Nuts for Tap and Carburetter | 1 | 5 | 6 | |
| 43/30620 | Petrol Tank Support Strap, with Screwed Ends | 2 | 1 | 9 | ea. |
| 43/1313 | Washer for Support Strap Nuts | 4 | 1 | | „ |
| 43/1559 | Support Strap Nuts, $\frac{1}{4}$ " B.S.F. | 8 | 1 | | „ |
| 43/30609 | Felt Packing Strip for Petrol Tank | 2 | 10 | | „ |

Silencer and Pipes.

| PART No. | DESCRIPTION. | NUMBER PER CAR. | PRICE. | | |
|-------------|---|--------------------|--------|----|-----|
| | | | £ | s. | d. |
| 43/30376 | Silencer, 1924-5 Type | 1 | 16 | 0 | |
| 43/32441 | Silencer, 1926 Type | 1 | 16 | 0 | |
| 43/30221 | Front Pipe Clip on Silencer | 1 | | 2 | |
| 43/30298 | Rear Pipe Clip on Silencer | 1 | | 2 | |
| 43/661 | Bolt, $\frac{1}{4}$ " B.S.F., for Silencer Clips and Supports | 4 | | 1 | ea. |
| 43/2080 | Spring Washers, $\frac{1}{4}$ ", for Clips and Supports | 4 | 1 | | „ |
| 43/1559 | Nuts, $\frac{1}{4}$ " B.S.F., for Clips and Supports ... | 4 | 1 | | „ |
| 43/30789 | Front Exhaust Pipe with Flange, 1924-5 type | 1 | 8 | 3 | |
| 43/30377 | Front Exhaust Pipe, only 1926 type | 1 | 3 | 3 | |
| 43/32810 | Front Exhaust Pipe, only 1927 Type | 1 | 3 | 3 | |
| 43/30204 | Flange only for Exhaust Pipe | 1 | 1 | 0 | |
| 43/30209 | Joint for Exhaust Pipe Flange | 1 | | 4 | |
| 43/1112 | Bolts, $\frac{5}{16}$ " B.S.F., for Exhaust | 2 | 2 | | ea. |
| 43/2081 | Spring Washers, $\frac{5}{16}$ " B.S.F., for Exhaust ... | 2 | 1 | | „ |
| 43/993 | Nut, $\frac{5}{16}$ " B.S.F., for same | 2 | 1 | | „ |
| 43/30378 | Tail Pipe | 1 | 4 | 0 | |
| 43/30685 | Clip for Tail Pipe | 1 | | 2 | |
| 43/894 | Bolt, $\frac{1}{4}$ " B.S.F., for Tail Pipe Clip | 1 | | 2 | |
| 43/2080 | Spring Washer for same | 1 | | 1 | |
| 43/1559 | $\frac{1}{4}$ " B.S.F., Nut for same | 1 | | 1 | |

Always quote your Chassis number.

Number Plates, Spare Wheel Bracket and Road Wheels.

| PART No. | DESCRIPTION. | NUMBER | | PRICE. | |
|-------------|--|----------|---|------------------------------------|---------|
| | | PER CAR. | £ | s. | d. |
| 44/30248 | Front Number Plate, 1924-5 Type | ... | 1 | 2 | 9 |
| 44/30216 | Clip for Fixing, 1924-5 Type | ... | 2 | 2 | ea. |
| 44/32463 | Front Number Plate, 1926 Type | ... | 1 | 2 | 9 |
| 44/32464 | Clip for Fixing ditto, 1926 Type | ... | 2 | 2 | ea. |
| 44/661 | Bolts for Fixing Clip to Frame, $\frac{1}{4}$ " B.S.F. | ... | 2 | 2 | " |
| 44/2080 | Spring Washers for Bolts, $\frac{1}{4}$ " dia | ... | 2 | 1 | " |
| 44/1559 | Nuts for Bolts, $\frac{1}{4}$ " B.S.F. | ... | 2 | 1 | " |
| 44/30250 | Rear Number Plate | ... | 1 | 2 | 9 |
| 44/30249 | Clip for Rear Number Plate | ... | 2 | 2 | " |
| 44/1091 | Screws $\frac{3}{16}$ " Whit. | ... | 8 | 3 | doz. |
| 44/2032 | Washers, $\frac{3}{16}$ " | ... | 8 | 2 | " |
| 44/1092 | Nuts, $\frac{3}{16}$ " Whit. | ... | 8 | 1 | ea. |
| 44/30681 | Wood Screws for Rear Number Plate | ... | 4 | 1 | " |
| 44/30798 | Bracket for Spare Wheel, 1926 | ... | 1 | 3 | 0 |
| 44/32811 | Bracket for Spare Wheel, 1927 | ... | 1 | 3 | 0 |
| 44/31230 | Bolts, $\frac{3}{8}$ " B.S.F., for Spare Wheel Bracket | ... | 2 | 3 | " |
| 44/2082 | Spring Washer for Spare Wheel Bracket | ... | 2 | 1 | " |
| 44/729 | Nuts, $\frac{3}{8}$ " B.S.F. | ... | 2 | 1 | " |
| 44/30617 | Retaining Plate for Spare Wheel | ... | 1 | 1 3 | 2 - C |
| 44/31278 | Bolt, $\frac{7}{16}$ " Whit. for Spare Wheel | ... | 1 | 2 | |
| 44/30089 | Road Wheel (Steel) for 26" \times 3" or 700 \times 80 Tyres | ... | 5 | 2 | 0 0 ea. |
| 44/31210 | Road Wheel (Steel) for 28" \times 3 $\frac{1}{2}$ " or 710 \times 90 Tyre | ... | 5 | 2 | 0 0 " |
| 44/30093 | Road Wheel (Steel) for 715 \times 115 or 730 \times 130 Tyres | ... | 5 | 2 | 0 0 " |
| 44/32470 | Road Wheel (Steel) for 27" \times 4.40 Tyres | ... | 5 | 2 | 0 0 " |
| 44/32483 | Road Wheel (Steel) for 28 \times 4.95 Tyres | ... | 5 | 2 | 0 0 " |
| | Inner Tube | ... | 5 | } at Maker's Current Prices. | |
| | Outer Cover | ... | 5 | | |

Note.—When ordering Inner Tubes it is essential that the make of wheel be quoted, as the inflator adapter is made in two lengths to suit various wheels.

| | | | | | |
|----------|------------------------------------|-----|----|---|-------|
| 44/31250 | Hub Cap | ... | 4 | 3 | 0 ea. |
| 44/30059 | Spring Washer for Road Wheel Studs | ... | 17 | 1 | " |
| 44/30058 | Domed Nuts for Road Wheel Studs | ... | 17 | 7 | " |

Always quote your Chassis number.

Wings, Running Boards and Valances, 1924 and Early 1925 Models.

IMPORTANT NOTE.—When ordering Wings, Wing Irons, Running Boards, Bonnet Boards and Valances, it is advisable to return the old part for reference, or to give a full description, quoting type of body, 9in. or 10in. wide mudguard blade, divided or full length valance, etc.

| PART No. | DESCRIPTION. | NUMBER PER CAR. | PRICE. | | |
|-------------|---|--------------------|--------|----|------|
| | | | £ | s. | d. |
| 45/31610 | Bonnet Board, Right Hand, Front Half ... | 1 | 11 | 6 | |
| 45/30666 | Bonnet Board, Right Hand, Rear Half ... | 1 | 6 | 6 | |
| 45/31611 | Bonnet Board, Left Hand | 1 | 17 | 6 | |
| 45/30625 | Countersunk Bolts for Bonnet Board ... | 10 | | 2 | ea. |
| 45/30679 | Ferrule for Bonnet Board | 10 | | 2 | ea. |
| 45/30653 | Running Board | 2 | 5 | 6 | " |
| 45/30652 | Running Board, with Wheel Well, 1924 Model | | | 9 | 6 |
| 45/31633 | Rubber Covering for Running Board ... | 2 | 7 | 0 | ea. |
| 45/30669 | Gimp Pins for Boards | | 2 | 3 | lb. |
| 45/31634 | Aluminium Beading for Running Board ... | 2 | 10 | 0 | set. |
| 45/30668 | Wood Screws (Brass, for fixing Beading) ... | 25 | | 9 | doz. |
| 45/30671 | Bolts, $\frac{5}{16}$ " \times $1\frac{1}{4}$ ", for Wings and Front Step Bracket | 12 | | 1 | ea. |
| 45/30672 | Bolt, $\frac{5}{16}$ " \times $2\frac{1}{4}$ ", for Rear Step Bracket ... | 2 | 2 | | " |
| 45/30675 | Bolt, $\frac{5}{16}$ " \times 2", for Rear Step Bracket ... | 2 | 1 | | " |
| 45/2081 | Washer, $\frac{5}{16}$ ", for Running Board Bolts ... | 16 | 1 | | " |
| 45/30673 | Nuts, $\frac{5}{16}$ " Whit., for Running Boards ... | 16 | 1 | | " |
| 45/2033 | Washer, $\frac{1}{4}$ ", for Wing Stays | 4 | | 1 | " |
| 45/31413 | Front Wing Stay, Right Hand | 1 | 5 | 6 | |
| 45/31414 | Front Wing Stay, Left Hand | 1 | 5 | 6 | |
| 45/7724 | $\frac{3}{8}$ " Washers for Packing Front Wing ... | 4 | | 1 | ea. |
| 45/30647 | Front Wing, Right Hand | 1 | 1 19 | 6 | |
| 45/30646 | Front Wing, Left Hand | 1 | 1 19 | 6 | |
| 45/30670 | Bolts, $\frac{1}{4}$ " \times 1", for Front Wing Stay ... | 4 | | 3 | ea. |
| 45/2080 | $\frac{1}{4}$ " Washer for Front Wing Stay Bolts ... | 4 | 1 | | " |
| 45/1559A | $\frac{1}{4}$ " Whit. Nut for Front Wing Bolts ... | 4 | 1 | | " |
| 45/30681 | Wood Screws for Front Wing, 1" \times No. 10, Round Head | 6 | | 1 | " |
| 45/30667B | Wood Screws, $\frac{3}{4}$ ", No. 6, Round Head, for Front Wings and Valance | 40 | | 1 | " |
| 45/2106 | Wood Screws, $\frac{3}{4}$ ", No. 10, Round Head, for Valance | 20 | | 1 | " |
| 45/30686 | Valance, Right Hand | 1 | 17 | 6 | |
| 45/30687 | Valance, Left Hand | 1 | 17 | 6 | |
| 45/30651 | Rear Wing Stay, Right Hand (2-seater Bodies only) | 1 | 7 | 3 | |
| 45/30650 | Rear Wing Stay, Left Hand (2-seater Bodies only) | 1 | 7 | 3 | |
| 45/30674 | Coach Screw for Rear Wing Stay, $\frac{5}{16}$ " \times 2" Square Head (for occasional 4-seaters only) | 4 | | 2 | ea. |
| 45/30675 | Coach Bolt for Rear Wing Stay, $\frac{5}{16}$ " \times 2" ... | 4 | | 2 | " |
| 45/2081 | Washers, $\frac{5}{16}$ ", for Coach Bolts | 4 | | 1 | " |

Always quote your Chassis number.

Wings, Running Boards and Valances—continued.

| PART No. | DESCRIPTION. | NUMBER PER CAR. | PRICE. | | |
|-------------|--|--------------------|--------|----|-------|
| | | | £ | s. | d. |
| 46/30673 | $\frac{5}{16}$ " Whit. Nut for Coach Bolts ... | 4 | | | 1 ea. |
| 46/7724 | $\frac{3}{8}$ " Packing Washers for Rear Wings ... | 4 | | | 1 " |
| 46/30649 | Rear Wing, Right Hand ... | 1 | 1 | 13 | 0 |
| 46/30648 | Rear Wing, Left Hand ... | 1 | 1 | 13 | 0 |
| 46/30670 | Bolt, $\frac{1}{4}$ " \times 1", for Rear Wing Stay ... | 4 | | | 3 ea. |
| 46/2080 | $\frac{1}{4}$ " Washer for Bolts ... | 4 | | | 1 " |
| 46/1559A | Nut, $\frac{1}{4}$ " Whit., for Wing Stay Bolts ... | 4 | | | 1 " |
| 46/2033 | $\frac{1}{4}$ " Washer for Wing Stay Bolts ... | 4 | | | 1 " |
| 46/30691 | Rear Wing Stay, Left Hand, for occasional 4-seater Bodies only ... | 1 | 7 | | 3 |
| 46/30692 | Rear Wing Stay, Right Hand, for occasional 4-seater Bodies only ... | 1 | 7 | | 3 |
| 46/31463 | Rear Wing Stay, Right Hand, for 4-seater Bodies only ... | 1 | 7 | | 6 |
| 46/31464 | Rear Wing Stay, Left Hand, for 4- seater Bodies ... | 1 | 7 | | 6 |
| 46/1702 | Bolt, $\frac{3}{8}$ " B.S.F., for Rear Wing Stays ... | 4 | | | 1 ea. |
| 46/2082 | $\frac{3}{8}$ " Spring Washer, for Rear Wing Stays ... | 4 | | | 1 " |
| 46/729 | $\frac{3}{8}$ " B.S.F. Nut for Rear Wing Stay Bolt ... | 4 | | | 1 " |

For Bodies having
2 or more doors.

Provided by the C.M. Register.
Not for re-sale

Always quote your Chassis number.

Wings, Running Boards and Valances—continued.

Late 1925 Models.

SPECIAL NOTE.—The following parts were not fitted to 2-seater Standard and Occasional 4-seater Models. The parts can be best identified by reference to the valances which were in two halves per side as distinct from earlier models, which had one full length straight valance per side.

| PART No. | DESCRIPTION. | NUMBER PER CAR. | PRICE. | | |
|-------------|---|--------------------|--------|----|-------|
| | | | £ | s. | d. |
| 47/31635 | Bonnet Board, R.H. | 1 | 17 | 6 | |
| 47/31636 | Bonnet Board, L.H. | 1 | 17 | 6 | |
| 47/30625B | Countersunk Bolts for Bonnet Board Packers | 7 | | 2 | ea. |
| 47/2112P | Wood Screws for Bonnet Boards | 8 | 1 | | „ |
| 47/30688 | Raised Ferrules for Bonnet Boards | 8 | 2 | | „ |
| 47/31637 | Running Board (Wide Front End) | 2 | 7 | 6 | „ |
| 47/31639 | Front Wing Stay R.H. | 1 | 5 | 6 | |
| 47/31640 | Front Wing Stay L.H. | 1 | 5 | 6 | |
| 47/31641 | Front Wing R.H. (10" wide blade) | 1 | 2 | 2 | 0 |
| 47/31642 | Front Wing L.H. (10" wide blade) | 1 | 2 | 2 | 0 |
| 47/30647 | Front Wing R.H. (9" wide blade) | 1 | 1 | 19 | 6 |
| 47/30646 | Front Wing L.H. (9" wide blade) | 1 | 1 | 19 | 6 |
| 47/31674 | Wood Screws for Front Wing, $1\frac{1}{2}$ " \times No. 12 Countersunk Head | 16 | | | 1 ea. |
| 47/31688 | Wood Screws for Valance to Running Board, $\frac{3}{4}$ " \times No. 6 Countersunk Head | 18 | | 1 | „ |
| 47/31643 | Valance, Front, R.H. | 1 | 10 | 9 | |
| 47/31644 | Valance, Rear, R.H. | 1 | 9 | 3 | |
| 47/31646 | Valance, Front, L.H. | 1 | 10 | 9 | |
| 47/31647 | Valance, Rear, L.H. | 1 | 9 | 3 | |
| 47/31653 | Rear Wing, L.H., (10" wide blade) | 1 | 1 | 15 | 6 |
| 47/31652 | Rear Wing, R.H. (10" wide blade) | 1 | 1 | 15 | 6 |
| 47/31656 | Rear Wing, R.H. (9" wide blade) | 1 | 1 | 13 | 0 |
| 47/31657 | Rear Wing, L.H. (9" wide blade) | 1 | 1 | 13 | 0 |
| 47/31674B | Wood Screws for Rear Wing to Body $1\frac{1}{2}$ " \times No. 12, Round Head | 6 | | | 1 ea. |
| 47/30667B | Wood Screws for Rear Wing Valance $\frac{3}{4}$ " \times No. 6, Round Head | 4 | | | 1 ea. |
| 47/2032 | Washers for Wing Wood Screws | 4 | | 1 | „ |
| 47/31660 | Covering for Running Board, R.H. | 1 | 8 | 6 | |
| 47/31661 | Covering for Running Board, L.H. | 1 | 8 | 6 | |
| 47/31662 | Aluminium Moulding for Running Board, R.H. | 1 | 6 | 0 | |
| 47/31663 | Aluminium Moulding for Running Board, L.H. | 1 | 6 | 0 | |

Always quote your Chassis number.

Wings, Running Boards and Valances—continued.

Modifications on 1926 Models.

| PART No. | DESCRIPTION. | NUMBER PER CAR. | PRICE. | | |
|-------------|--|--------------------|--------|----|--|
| | | | £ | s. | d. |
| 48/32452 | Bonnet Board, R.H. Front Half | 1 | 2 | 3 | |
| 48/32453 | Bonnet Board, R.H. Rear Half | 1 | 2 | 3 | |
| 48/32454 | Bonnet Board, L.H. | 1 | 3 | 0 | |
| 48/32467 | Coach Bolts for Bonnet Board | 7 | | | 2 ea. |
| 48/2080 | Spring Washer for Bonnet Board, Bolts $\frac{1}{4}$ " dia. | 7 | | 1 | " |
| 48/1559A | Nuts for Bonnet Board Bolts, $\frac{1}{4}$ " Whit. | 7 | | 1 | " |
| 48/32465 | Running Board | 2 | 7 | 6 | " |
| 48/32505 | Rubber Covering for Running Board, R.H. | 1 | 8 | 6 | |
| 48/32506 | Rubber Covering for Running Board, L.H. | 1 | 8 | 6 | |
| 48/32507 | Aluminium Moulding for Running Board, R.H. | 1 | | 5 | 0 |
| 48/32508 | Aluminium Moulding for Running Board, L.H. | 1 | | 5 | 0 |
| 48/32466 | Wing Stay Front | 2 | 5 | 6 | ea. |
| 48/32461 | Front Wing, R.H. Offside | 1 | 2 | 2 | 0 |
| 48/32462 | Front Wing, L.H. Nearside | 1 | 2 | 2 | 0 |
| 48/30681B | Wood Screws for Front Wing | 6 | | | 1 ea. |
| 48/2033 | Washers for Wood Screws | 6 | | 1 | " |
| 48/32459 | Valance Front, R.H. Offside | 1 | | 17 | 0 |
| 48/32460 | Valance Rear, R.H. Offside | 1 | | 13 | 0 |
| 48/32457 | Valance Front, L.H. Nearside | 1 | | 17 | 0 |
| 48/32458 | Valance Rear, L.H. Nearside | 1 | | 13 | 0 |
| 48/30667B | Wood Screws for Valance to Bonnet Board | 4 | | | 1 ea. |
| 48/31685 | Screw for Joint in Valance | 2 | | 1 | " |
| 48/31686 | Spring Washer for Screw | 2 | | 1 | " |
| 48/31687 | Nut for Valance Screw | 2 | | 1 | " |
| 48/31688 | Wood Screw for Valance to Running Board | 20 | | 1 | " |
| 48/31649 | Brass Beading for Valance | 2 | 2 | 6 | " |
| 48/31695 | Rear Wing Stay on Body, R.H. Offside | 1 | | 5 | 6 |
| 48/31694 | Rear Wing Stay on Body, L.H. Nearside | 1 | | 5 | 6 |
| 48/31693 | Rear Wing Stay on Wing | 2 | | 4 | 6 |
| 48/949 | Bolts for Rear Wing Stay Connection, $1\frac{1}{2}$ " \times $\frac{5}{16}$ " Hex. | 2 | | | 2 ea. |
| 48/6565 | Bolts for Rear Wing Stay Connection, $1\frac{1}{4}$ " \times $\frac{5}{16}$ " Hex. | 2 | | 2 | " |
| 48/31715 | Bolts for Rear Wing to Stay, $\frac{1}{4}$ " \times $\frac{5}{16}$ " Rd.Hd. | 4 | | 2 | " |
| 48/2081 | Spring Washer for Rear Wing Stay | 2 | | 1 | " |
| 48/993 | Nuts for Rear Wing Stay | 2 | | 1 | " |
| 48/30681B | Wood Screw for Rear Wing } to Body } | 2 | | 1 | " |
| 48/6977 | Washer for Wood Screw } | 2 | | 1 | " |
| | | | | | For Cars having Wheel Arched Bodies. |

Always quote your Chassis number.

Wings, Running Boards and Valances—continued.

Modifications on 1927 Models.

| PART No. | DESCRIPTION. | NUMBER PER CAR. | PRICE. | | |
|-------------|--|--------------------|--------|----|----|
| | | | £ | s. | d. |
| 48A/32540 | Running Board | 2 | | 7 | 6 |
| 48A/32543 | Rubber Covering for Running Board, R.H. | 1 | | 8 | 6 |
| 48A/32544 | Rubber Covering for Running Board, L.H. | 1 | | 8 | 6 |
| 48A/32541 | Aluminium Beading for Running Board, R.H. | 1 | | 5 | 0 |
| 48A/32542 | Aluminium Beading for Running Board, L.H. | 1 | | 5 | 0 |
| 48A/32466 | Front Wing Stay | 2 | | 5 | 6 |
| 48A/32537 | Front Wing, R.H. | 1 | 2 | 2 | 0 |
| 48A/32536 | Front Wing, L.H. | 1 | 2 | 2 | 0 |
| 48A/661 | Bolt $\frac{1}{4}$ " Whit. for Front Wing | 4 | | | 1 |
| 48A/32523 | Valance, R.H. Front | 1 | | 17 | 0 |
| 48A/32524 | Valance, R.H. Rear | 1 | | 13 | 0 |
| 48A/32525 | Valance, L.H. Front | 1 | | 17 | 0 |
| 48A/32526 | Valance, L.H. Rear | 1 | | 13 | 0 |
| 48A/32528 | Rear Wing, R.H. | 1 | 1 | 15 | 6 |
| 48A/32529 | Rear Wing, L.H. | 1 | 1 | 15 | 6 |
| 32530 | " R.H. 10" | 1 | | | |
| 32531 | " L.H. 10" | 1 | | | |

1-17-6
1-17-6

Provided by the City Register.
Not for re-sale

Always quote your Chassis number.

Body Fittings.

| PART No. | DESCRIPTION. | NUMBER | | PRICE. | |
|-------------|--|----------|---|--------|---------|
| | | PER CAR. | £ | s. | d. |
| 49/30675 | Bolt, $\frac{5}{16}$ " \times 2", for Packing Strip ... | ... | | | 2 ea. |
| 49/30677 | $\frac{5}{16}$ " \times 3 $\frac{1}{2}$ " Security Bolt for Body ... | ... | | | 2 " |
| 49/31612 | $\frac{5}{16}$ " \times 4" Security Bolt for Body ... | ... | | | 2 " |
| 49/30676 | $\frac{5}{16}$ " \times 3" Security Bolt for Body ... | ... | | | 2 " |
| 49/30673 | $\frac{5}{16}$ " Whit. Nuts for above Bolts ... | ... | | | 1 " |
| 49/2081 | $\frac{5}{16}$ " Spring Washer for above Bolts ... | ... | | | 1 " |
| 49/30374 | Bonnet painted lead colour, 1924-5 Type ... | 1 | 2 | 0 | 0 |
| 49/30374E | Bonnet Enamelled, 1924-5 Type ... | 1 | 4 | 2 | 6 |
| 49/32500 | Bonnet painted lead colour, 1926-7 Type ... | 1 | 2 | 0 | 0 |
| 49/32500E | Bonnet enamelled, 1926-7 Type ... | 1 | 4 | 2 | 6 |
| 49/32522L | Bonnet lead colour, 1927 Type ... | 1 | 2 | 2 | 6 |
| 49/32522E | Bonnet enamelled, 1927 Type ... | 1 | 4 | 5 | 0 |
| 49/30626 | Stud for Bonnet ... | 1 | | | 4 |
| 49/2033 | $\frac{1}{4}$ " Washer for Bonnet Stud ... | 2 | | | 1 ea. |
| 49/1559 | $\frac{1}{4}$ " B.S.F. Nut for Bonnet Stud ... | 1 | | | 1 |
| 49/30627 | Domed Nut, $\frac{1}{4}$ " B.S.F. plated for Bonnet Stud | 1 | | | 7 |
| 49/30664 | Bonnet Fastener, complete ... | 4 | | 3 | 0 ea. |
| 49/30667 | Wood Screws, $\frac{3}{4}$ " \times No. 6, Round Head, plated, for Bonnet Fastener ... | 12 | | | 1 " |
| 49/30665 | Tape (canvas) on Dash for Bonnet ... | 1 | | | 2pr.ft. |
| 49/2112 | Wood Screws, 1 $\frac{1}{2}$ " \times No. 10, Raised Head, plated, for Pedal Board ... | 4 | | | 1 ea. |
| 49/30688 | Raised Ferrule, plated, for Wood Screws ... | 4 | | | 1 " |
| 49/30460 | Washer for Accelerator Pedal, plated ... | 1 | | | 4 |
| 49/2118 | Wood Screw, $\frac{5}{8}$ ", No. 8, Round Head, plated, for Pedal Washer ... | 2 | | | 1 " |
| 49/32476 | Draught Plate for Hand Brake Lever Slot | 1 | | | 9 |
| 49/2106 | Wood Screws for Plate ... | 4 | | | 1 ea. |

IMPORTANT NOTE.—When ordering replacements for such parts as Windscreens, Side Curtains, Seat Squabs, Door Handles, Upholstery, Hood Material, Hood Sticks, etc.

Please quote full description, also a SKETCH with all dimensions of the article required, together with **CAR NUMBER** which is given **ON THE CLYNO IDENTIFICATION PLATE** attached to the Body under Bonnet.

This information may be sufficient to enable parts to be supplied from the sketch etc., but if the old part is sent to Clyno Service Depot for reference, it will ensure the correct article being supplied.

An order for Parts not enumerated in this List cannot be executed unless the above instructions are carried out.

Accessories and Fittings, 1924/25 Models.

| PART No. | DESCRIPTION. | NUMBER PER CAR. | PRICE. | | |
|-------------|---|--------------------|--------|----|--------|
| | | | £ | s. | d. |
| 50/30982 | Speedometer Head, A1, non-trip | ... | 4 | 10 | 0 |
| 50/30983 | Inner and Outer Cable, complete | ... | 1 | 0 | 0 |
| 50/30936 | Clip for fixing Cable to Chassis | ... | | 1 | 6 |
| 50/1091 | $\frac{3}{16}$ " Whit. Screw for ditto | 1 | | | 3 doz. |
| 50/1092 | $\frac{3}{16}$ " Whit. Nut for above Screw | 1 | | | 1 |
| 50/30985 | Clock, Smith's Type A241, popular 8-day, flush fitting | 1 | 2 | 12 | 6 |
| 50/30645M | Bracket to carry Head Lamp (Miller Lamp) | 2 | 4 | 3 | ea. |
| 50/30645V | Bracket to carry Head Lamp (C.A.V. Lamp) | 2 | 4 | 3 | " |
| 50/30678 | Bolt for Lamp Bracket | 6 | | 2 | " |
| 50/1313 | Washer for Lamp Bracket Bolt | 6 | | 1 | " |
| 50/2080 | Spring Washer for Lamp Bracket Bolt ... | 6 | | 1 | " |
| 50/1559 | Nut for Lamp Bracket Bolt | 6 | | 1 | " |
| 50/30949 | Bracket for Tail Lamp (for occasional 4- seater only) | 1 | | 2 | |
| 50/30689 | Wood Screws, $\frac{1}{2}$ ", No. 6, Round Head ... | 4 | | | 1 ea. |
| 50/30923 | Petrol Can Carrier, complete with Screws for fixing to Running Boards | 1 | 4 | 6 | |
| 50/30496 | Carburettor Strangler, complete | | 3 | 0 | |
| 50/30452 | Control Wire for Strangler | 1 | | 4 | |
| 50/30453 | Split Ring for ditto | 2 | | | 1 ea. |
| 50/30468 | Control Pull for ditto | 1 | 1 | 3 | |
| 50/30469 | Stop Plate for ditto | 1 | 1 | 3 | |
| 50/30689 | Wood Screws for ditto | 2 | | | 1 ea. |

Modified Parts on 1926 Models.

| | | | | | |
|----------|--|---|---|----|--------|
| 50/31703 | Inner and Outer Speedometer Cable, length, 8' 9" | 1 | 1 | 9 | 3 |
| 50/31704 | Clip for Speedometer Cable to Torque Tube | 1 | | | 2 ea. |
| 50/1091 | Screw for Clip, $\frac{3}{16}$ " Whit. | 1 | | | 3 doz. |
| 50/1092 | Nut for Clip, $\frac{3}{16}$ " Whit. | 1 | | | 1 |
| 50/32501 | Bracket for Head Lamp | 2 | 5 | 0 | ea. |
| 50/661 | Bolt for Front of Head Lamp Bracket ... | 2 | | 2 | " |
| 50/7716 | Bolt for Rear of Head Lamp Bracket ... | 2 | | 2 | " |
| 50/2080 | Spring Washers for Head Lamp Bracket, $\frac{1}{4}$ " dia. | 4 | | | 1 " |
| 50/1559 | Nuts for Head Lamp Brackets, $\frac{1}{4}$ " B.S.F. ... | 4 | | | 1 " |
| 50/32504 | Petrol Level Gauge | 1 | 3 | 4 | |
| 50/32509 | Pipe for Petrol Level Gauge | 1 | 1 | 6 | |
| 50/32510 | Tap for Petrol Level Gauge | 1 | 1 | 4 | |
| 50/2100 | Wood Screws for Petrol Level Gauge ... | 2 | | | 1 ea. |
| 50/32511 | Petrol Level Gauge complete, comprising 32504 to 2100 | 1 | | 7 | 6 |
| 50/32438 | Luggage Grid | 1 | 1 | 10 | 0 |

IMPORTANT NOTE.—*Lighting and Starting, Ignition and Carburettors.*—When ordering, please quote make and description of article required, and return the old pattern for reference.

Special Parts fitted to Saloons.

| PART No. | DESCRIPTION. | NUMBER PER CAR. | PRICE. | | |
|----------|---|-----------------|--------|----|------|
| | | | £ | s. | d. |
| 51/31416 | Chassis Frame (Right Hand) 1924-5 only ... | 1 | 1 | 5 | 0 |
| 51/31417 | Chassis Frame (Left Hand) 1924-5 only ... | 1 | 1 | 5 | 0 |
| 51/31418 | Rear Spring | 2 | 1 | 2 | 6 ea |
| 51/30241 | Stay Rod from Radiator to Body, 1924-5 only | 1 | | | 7 |
| 51/31474 | Hand Brake Lever Bracket | 1 | | 3 | 0 |
| 51/31475 | Change Speed Rod complete | 1 | | 5 | 6 |
| 51/31620 | Accelerator Pedal Rod complete | 1 | | 5 | 0 |
| 51/31467 | Steering Column complete, 1924-5 | 1 | 2 | 9 | 0 |
| 51/31469 | Steering Worm Tube complete, 1924-5 | 1 | 1 | 7 | 0 |
| 51/32806 | Rear Spring, 1927 | 2 | 1 | 2 | 6 |
| 51/33033 | Hand Brake Lever Bkt., 1927 | 1 | | 8 | 6 |
| 51/33036 | Change Speed Swivel Bkt., 1927 | 1 | | 3 | 0 |
| 51/33027 | Hand Brake Lever Shaft, 1927 | 1 | 1 | | 6 |

Tools and Accessories.

| PART No. | DESCRIPTION. | NUMBER PER CAR. | PRICE. | | |
|----------|--|-----------------|--------|----|-------|
| | | | £ | s. | d. |
| 51/30900 | Canvas Roll | 1 | | 3 | 0 |
| 51/1045 | Pliers, 6" Combination | 1 | 1 | | 6 |
| 51/30902 | Box Spanner, $\frac{1}{2}$ " and $\frac{7}{16}$ " | 1 | 1 | | 6 |
| 51/30903 | Box Spanner, $\frac{3}{8}$ " and $\frac{5}{16}$ " | 1 | 1 | | 2 |
| 51/30904 | Box Spanner, $\frac{1}{4}$ " and $\frac{3}{16}$ " | 1 | | | 10 |
| 51/30905 | Tommy Bar | 1 | | | 4 |
| 51/30906 | Spanner, Double-ended, $\frac{5}{16}$ " and $\frac{1}{4}$ " | 1 | 1 | | 0 |
| 51/1059 | Spanner, Double-ended, $\frac{1}{4}$ " and $\frac{3}{16}$ " | 1 | | | 9 |
| 51/30907 | Adjustable Spanner, 9" | 1 | 3 | | 0 |
| 51/30908 | Screw Driver | 1 | | | 9 |
| 51/30909 | Tyre Levers | 2 | | | 6 ea. |
| 51/30917 | Tool Roll, fitted with Tools as above | 1 | 15 | | 0 |
| 51/30915 | Magneto Spanner | 1 | | | 9 |
| 51/30910 | Tyre Inflator | 1 | 7 | | 9 |
| 51/30918 | Lifting Jack, with Key | 1 | 6 | | 0 |
| 51/30920 | Wheel Nut Brace | 1 | 5 | | 0 |
| 51/30998 | Grease Gun | 1 | 16 | | 0 |

~~THREE~~ SPANNERS

2

6

Always quote your Chassis number.

Special Parts on 1927 4 Ft. TRACK Strengthened Chassis.

Principally used for Overseas.

The identification Number of Chassis or Cars fitted with
following Parts have a prefix— letter **S**

| PART No. | DESCRIPTION. | NUMBER PER CAR. | PRICE. | | |
|-------------|---|--------------------|--------|----|--------|
| | | | £ | s. | d. |
| 52/33547 | Strengthened Chassis Side Member with Dumb Iron, R.H. | 1 | 2 | 10 | 0 |
| 52/33548 | Strengthened Chassis Side Member with Dumb Iron, L.H. | 1 | 2 | 10 | 0 |
| 52/33542 | Front Strengthening Stay | 1 | | 3 | 6 |
| 52/909 | Nuts for Stay | 2 | | | 1 ea. |
| 52/2084 | Spring Washers for Stay | 2 | | | 1 „ |
| 52/33545 | Rear Strengthening Stay (for Models with Luggage Grids) | 1 | | 6 | 0 |
| 52/33546 | Rear Strengthening Stay (for Models without Luggage Grids) | 1 | | 6 | 0 |
| 52/32814 | Bolts for Rear Stay, $1\frac{5}{8}$ " \times $\frac{3}{8}$ " B.S.F. ... | 4 | | | 2 ea. |
| 52/729 | Nuts for Rear Stay, $\frac{3}{8}$ " F.S.F. | 4 | | | 1 „ |
| 52/2082 | Spring Washers for Rear Stay, $\frac{3}{8}$ " B.S.F. ... | 4 | | | 1 „ |
| 52/1702 | Bolts for Rear Stay, 1 " \times $\frac{3}{8}$ " B.S.F. ... | 4 | | | 2 „ |
| 52/33652 | Carburetter (Cox Atmos, B26 Type Adjust- able Jet) | 1 | 5 | 10 | 0 |
| 52/32806 | Rear Spring | 2 | 1 | 2 | 6 „ |
| 52/32805 | Rear Spring Clip | 2 | | | 6 „ |
| 52/32804 | Spring Strap Plate | 2 | | 1 | 2 „ |
| 52/729 | Nuts for Spring Clip | 8 | | | 1 „ |
| 52/31708 | Differential Assembly with 40T Crown Wheel | 1 | 9 | 3 | 6 set. |
| 52/31710 | Spiral Bevel Pinions 8T | 1 | | | |
| 52/32483 | Road Wheel for 28" \times 4.95 Tyre | 5 | 2 | 0 | 0 ea. |

*For Prices of Fan Parts fitted to Engine
of Overseas Models, see page 10.*

Always quote your Chassis number.

NOTE.

This Supplementary List is for Parts used on 4' 8" Track
OVERSEAS CHASSIS
AND
CLYNO DELIVERY VAN
which differs from the Standard 4' 0" Track.

For the following components on 4' 8" Track, refer to pages given below in Spare Parts Catalogue, dated October, 1929.

11 h.p. ENGINE, TYPE E.

See pages 5 to 10B inclusive.

12/28 h.p. ENGINE, TYPE C.Y.

See pages 11 to 16 inclusive.

GEARBOX.

See pages 21 and 22.

ACCESSORIES AND FITTINGS.

See page 51.

TOOLS AND ACCESSORIES.

See page 51.

Magneto 11 h.p. and 12/28 h.p.

| PART No. | DESCRIPTION. | NUMBER PER CAR. | PRICE. | | |
|-------------|---|--------------------|--------|----|----|
| | | | £ | s. | d. |
| OS/30866 | Magneto (Lucas Type GC4 Clockwise) 11 h.p. | 1 | 8 | 0 | 0 |
| OS/32114 | Magneto (Lucas Type GC4 Clockwise) 12/28 h.p. | 1 | 8 | 0 | 0 |

For Magneto Spares see Page 19.

Carburetter 11 h.p. and 12/28 h.p.

| | | | | | |
|----------|---|---|---|----|---|
| OS/33652 | Carburetter, Cox Atmos B Type No. 26, (Adjustable jet) 11 h.p. | 1 | 5 | 10 | 0 |
| OS/33661 | Carburetter, Cox Atmos B Type No. 30, (Adjustable jet) 12/28 h.p. | 1 | 6 | 0 | 0 |

For Carburetter Spares see Page 19.

Clutch Shaft 11 h.p. and 12/28 h.p.

| | | | | | |
|----------|--|---|----|---|-----|
| OS/33108 | Clutch Shaft with Spider (15 $\frac{1}{4}$ " overall) | 1 | 18 | 6 | |
| OS/30893 | Clutch Shaft with Spider (14 $\frac{3}{8}$ " overall) | 1 | 18 | 6 | |
| OS/30865 | Clutch Universal Joint Spider (Engine End) | 1 | 7 | 0 | |
| OS/31117 | Pin for Spider | 1 | | 3 | |
| OS/30863 | Lock Nut for Clutch Thrust Race | 1 | 1 | 0 | |
| OS/30864 | Spring Ring for Lock Nut | 1 | | 2 | |
| OS/30715 | Clutch Thrust Race | 1 | 10 | 3 | |
| OS/32103 | Washer for Clutch Thrust Race | 1 | | 2 | |
| OS/32101 | Cover for Clutch Thrust Race | 1 | 4 | 9 | |
| OS/c422 | Lubricator for Clutch Shaft | 1 | | 6 | |
| OS/30150 | Universal Joint Spider on Gear Shaft | 1 | 4 | 9 | |
| OS/30161 | Flexible Joints | 2 | 9 | 6 | ea. |
| OS/33110 | Clutch Flange with Oil Retaining Disc, 11 h.p. | 1 | 11 | 0 | |
| OS/30875 | Clutch Flange with Studs, 12/28 h.p. | 1 | 10 | 6 | |
| OS/33104 | Studs for Clutch Flange, 11 h.p. | 3 | | 4 | ea. |
| OS/30156 | Studs for Clutch Flange, 12/28 h.p. | 3 | | 2 | ea. |

For Bolts, Nuts, Washers, and Cotters see Page 20.

Gear Box, 11 h.p. and 12/28 h.p.—see pages 21 and 22.

Always quote your Chassis number.

Gear Box (Right hand change speed control) 11 h.p. and 12/28 h.p.

| PART No. | DESCRIPTION. | NUMBER PER CAR. | PRICE. | | |
|-------------|---|--------------------|--------|----|-----|
| | | | £ | s. | d. |
| OS/33559 | Change Speed Rod with Fork End ... | 1 | 4 | 6 | |
| OS/30352 | Gearbox Change Speed Lever ... | 1 | 3 | 9 | |
| OS/30860 | Oiler for Lever and Swivel | 2 | | 6 | ea. |
| OS/30134 | Screwed Cap for Gearbox Cover ... | 1 | 2 | 6 | |
| OS/30511 | Felt Washer for Gearbox Screwed Cap ... | 1 | | 2 | |
| OS/30353 | Bush for Gearbox Lever Fulcrum Pin ... | 1 | | 3 | |
| OS/31560 | Change Speed Swivel with Bush | 1 | 3 | 0 | |
| OS/30354 | Change Speed Bracket | 1 | | 6 | |
| OS/30360 | Spring for Change Speed Rod | 1 | | 2 | |
| OS/30382 | Change Speed Lever | 1 | 3 | 3 | |
| OS/30381 | Black Ball for Change Speed Lever ... | 1 | | 6 | |

For Bolts, Nuts, Washers, and Cotters see Page 22.

Torque Tube and Propeller Shaft 11 h.p. and 12/28 h.p.

| | | | | | |
|----------|---|---|---|----|-------|
| OS/32632 | Torque Tube with Front and Rear Flanges, Bush for Spiral Pinion and Oil Retainer ... | 1 | 2 | 17 | 3 |
| OS/32634 | Propeller Shaft complete with Splined Ends. | 1 | 1 | 2 | 6 |
| OS/30130 | Spring for Front of Propeller Shaft ... | 1 | | | 3 |
| OS/31713 | Speedometer Gear Cover | 1 | | 10 | 6 |
| OS/31679 | Speedometer Driving Spindle | 1 | | 6 | 6 |
| OS/31680 | Sleeve for Speedometer Gear Spindle ... | 1 | | 2 | 0 |
| OS/31677 | Speedometer Gear on Spindle | 1 | | 5 | 3 |
| OS/33604 | Tie Rod with Fork End | 2 | | 14 | 0 ea. |

For Bolts, Nuts, Screws, Split Pins, and Washers see Pages 23 and 24.

Back Axle 11 h.p. and 12/28 h.p.

| | | | | | |
|----------|---|---|---|---|-------|
| OS/33602 | Half Axle Case, Axle Tube and End Bracket, R.H.—O/S | 1 | 4 | 8 | 6 |
| OS/33605 | Half Axle Case, Axle Tube and End Bracket, L.H.—N/S | 1 | 4 | 8 | 6 |
| OS/31396 | Oil Filler Elbow | 1 | | 2 | 9 |
| OS/32619 | Oil Retainer, R.H. | 1 | | 2 | 3 |
| OS/32618 | Oil Retainer, L.H. | 1 | | 2 | 3 |
| OS/31320 | Brake Cam Bush | 4 | | | 4 ea. |
| OS/31397 | Plug for Oil Filler, 1½" dia. | 1 | | | 6 |

Always quote your Chassis number.

Back Axle, 11 h.p. and 12/28 h.p.—*continued.*

| PART No. | DESCRIPTION. | NUMBER PER CAR. | PRICE. | | |
|-------------|---|--------------------|--------|----|-----|
| | | | £ | s. | d. |
| OS/4384 | Plug for Axle Case, ¼" Gas | 1 | | 3 | |
| OS/32638 | Bush for Spring Anchor Bolt | 2 | | 4 | ea |
| OS/31324 | Spring Distance Piece | 4 | | 2 | " |
| OS/32624 | Brake Drum Dust Cover | 2 | 1 | 9 | " |
| OS/32625 | Brake Shoe Swivel Pin | 2 | 1 | 9 | " |
| OS/32628 | Brake Cam | 2 | 6 | 0 | " |
| OS/32630 | Brake Cam Lever | 2 | 2 | 0 | " |
| OS/32050 | Brake Shoe No. 1, with Lining | 2 | 17 | 6 | " |
| OS/32051 | Brake Shoe No. 2, with Lining | 2 | 17 | 6 | " |
| OS/31323 | Spring for Brake Shoe | 4 | | 2 | " |
| OS/31708 | Differential, complete with Spiral Bevel Pinion, 5 to 1 | 1 | 9 | 3 | 6 |
| OS/31709 | Differential Crown Wheel, 40T | 1 | 3 | 10 | 6 |
| OS/31710 | Spiral Bevel Pinion, 8T | 1 | 1 | 6 | 6 |
| OS/31363 | Differential Wheel | 2 | 13 | 9 | ea. |
| OS/31364 | Differential Pinion | 2 | 10 | 3 | " |
| OS/31365 | Fulcrum Pin for Pinions | 1 | 2 | 9 | |
| OS/30713 | Pinion, Large Bearing | 1 | 14 | 6 | |
| OS/31337 | Pinion Sleeve | 1 | 4 | 2 | |
| OS/30715 | Pinion Thrust Race | 1 | 10 | 3 | |
| OS/31331 | Pinion Bearing Housing | 1 | 11 | 0 | |
| OS/31032 | Dowel for Pinion Bearing Housing | 1 | | 1 | |
| OS/31336 | Pinion Adjusting Sleeve | 1 | | 5 | 0 |
| OS/30714 | Pinion Small Bearing | 1 | 11 | 9 | |
| OS/31682 | Dowel for Speedometer Gear on Pinion | 1 | | 1 | |
| OS/31706 | Speedometer Gear on Pinion | 1 | 3 | 6 | |
| OS/30712 | Differential Bearing | 2 | 15 | 3 | ea. |
| OS/30715 | Differential Thrust Race | 1 | 10 | 3 | |
| OS/32623 | Rear Hub Bearing Housing | 2 | 4 | 6 | ea. |
| OS/31319 | Felt Washer | 2 | | 2 | " |
| OS/32606 | Felt Washer Retainer | 2 | | 3 | " |
| OS/30719 | Rear Hub Bearing | 2 | 19 | 6 | " |
| OS/33600 | Axle Shaft | 2 | 1 | 3 | 6 |
| OS/32620 | Sleeve for Axle Shaft | 2 | | 10 | " |
| OS/32622 | Rear Hub | 2 | 17 | 0 | " |
| OS/31317 | Rear Wheel Studs | 8 | | 7 | " |
| OS/32607 | Tab Washer for Rear Hub | 2 | | 1 | " |
| OS/32639 | Lock Nut for Rear Hub | 2 | | 7 | " |
| OS/32609 | Key for Rear Hub | 2 | | 7 | " |
| OS/32003 | Brake Drum | 2 | 17 | 6 | " |
| OS/31325 | Countersunk Screws for Brake Drum | 4 | | 1 | " |

For Bolts, Nuts, Split Pins, Washers, and Greasers see Pages 25, 26, and 27.

Always quote your Chassis number.

Front Axle (with Front Wheel Brakes) 11 h.p. and 12/28 h.p.

| PART No. | DESCRIPTION. | NUMBER PER CAR. | PRICE. | | |
|-------------|---|--------------------|--------|----|-----|
| | | | £ | s. | d. |
| OS/33625 | Front Axle Beam (Stamping) | 1 | 4 | 5 | 0 |
| OS/31328 | Studs for Cross Shaft Brackets | 4 | | 2 | ea. |
| OS/33626 | Cross Shaft Bracket, R.H. | 1 | | 5 | 0 |
| OS/33627 | Cross Shaft Bracket, L.H. | 1 | | 5 | 0 |
| OS/30593 | Bush for Cross Shaft Brackets | 4 | | 3 | ea. |
| OS/33628 | Front Brake Cross Shaft R.H. | 1 | 1 | 6 | |
| OS/33629 | Front Brake Cross Shaft L.H. | 1 | 1 | 6 | |
| OS/30586 | Brake Cam Operating Lever R.H. | 1 | 2 | 6 | |
| OS/30587 | Brake Cam Operating Lever, L.H. | 1 | 2 | 6 | |
| OS/30567 | Front Axle Brake Operating Lever | 2 | 3 | 6 | ea. |
| OS/32057 | Front Axle Swivel, R.H., with Bush and Locating Screw | 1 | 2 | 5 | 0 |
| OS/32058 | Front Axle Swivel, L.H., with Bush and Locating Screw | 1 | 2 | 5 | 0 |
| OS/32034 | Brake Shoe Dust Cover, R.H. | 1 | 3 | 0 | |
| OS/32035 | Brake Shoe Dust Cover, L.H. | 1 | 3 | 0 | |
| OS/32061 | Brake Shoe Bracket with Bush, R.H. | 1 | 12 | 6 | |
| OS/32062 | Brake Shoe Bracket with Bush, L.H. | 1 | 12 | 6 | |
| OS/32036 | Front Hub End Cover | 2 | 6 | 6 | ea. |
| OS/30581 | Oil Retaining Washer for Front Hub | 2 | 2 | | ” |
| OS/30580 | Distance Piece for Swivel | 2 | 9 | | ” |
| OS/32038 | Distance Piece for Swivel | 2 | 9 | | ” |
| OS/30713 | Front Hub, Large Bearing | 2 | 14 | 6 | ” |
| OS/30510 | Nut for Large Bearing (Castellated) | 2 | | 10 | ” |
| OS/30709 | Front Hub, Small Bearing | 2 | 10 | 9 | ” |
| OS/30548 | Front Hub Shell | 2 | 17 | 6 | |
| OS/30584 | Front Wheel Driving Pins | 8 | | 4 | ea |
| OS/33630 | Cross Steering Arm | 2 | 8 | 0 | |
| OS/2008 | Key for Steering Arms | 3 | | 2 | |
| OS/33633 | Side Steering Arm | 1 | 7 | 6 | |
| OS/30410 | Side Steering Arm Ball | 1 | 2 | 9 | |
| OS/30164 | Plug for Bottom of Swivel Pin | 2 | | 1 | ea |
| OS/30571 | Swivel Pin | 2 | 2 | 6 | |
| OS/30575 | Swivel Thrust Washer | 2 | 1 | 0 | |
| OS/30576 | Dust Cover for Thrust Washer | 2 | 1 | | |
| OS/30578 | Cap for Top of Swivel | 2 | 2 | 6 | |
| OS/30727 | Brake Cam, R.H. | 1 | 3 | 9 | |
| OS/30729 | Brake Cam, L.H. | 1 | 3 | 9 | |
| OS/30726 | Brake Shoe Pivot Pin | 2 | 1 | 6 | ea. |
| OS/30588 | Brake Cam Lever, R.H. | 1 | 4 | 0 | |
| OS/30589 | Brake Cam Lever, L.H. | 1 | 4 | 0 | |

Always quote your Chassis number.

Front Axle (with Front Wheel Brakes)—11h.p. & 12/28h.p.—continued.

| PART No. | DESCRIPTION. | NUMBER PER CAR. | PRICE. | | |
|-------------|---------------------------------------|--------------------|--------|----|-----|
| | | | £ | s. | d. |
| OS/32621 | Anti-Kick Spring for Brake Shoe | ... 2 | | 2 | ea. |
| OS/32050 | Brake Shoe No. 1 with Lining | ... 2 | 17 | 6 | „ |
| OS/32051 | Brake Shoe No. 2 with Lining | ... 2 | 17 | 6 | „ |
| OS/31323 | Brake Shoe Spring | ... 4 | | 2 | „ |
| OS/32003 | Brake Drum | ... 2 | 17 | 6 | „ |
| OS/31325 | Countersunk Screws for Brake Drum | ... 4 | | 1 | „ |
| OS/33632 | Cross Steering Tube | ... 1 | 7 | 9 | |
| OS/32013 | Adapter for Cross Steering Tube, R.H. | ... 1 | 2 | 6 | |
| OS/32014 | Adapter for Cross Steering Tube, L.H. | ... 1 | 2 | 6 | |
| OS/32017 | Spring for Ball Socket | ... 2 | | 1 | ea. |
| OS/32015 | Ball Socket, Plain | ... 2 | | 6 | „ |
| OS/30410 | Cross Steering Arm Ball | ... 2 | 2 | 9 | |
| OS/32016 | Ball Socket, Screwed | ... 2 | | 10 | „ |
| OS/30431 | Spring Cover for Cross Steering Tube | ... 2 | | 5 | „ |

For Bolts, Nuts, Washers, Cotter, and Screws see Pages 29, 30, 31.

Steering 11 h.p. and 12/28 h.p.

| | | | | | |
|----------|--|-------|---|----|-----|
| OS/32306 | Steering Wheel, 17" | ... 1 | 1 | 13 | 0 |
| OS/30399 | Steering Column with Box, Support, Clips, and Bearing Housing | ... 1 | 2 | 7 | 6 |
| OS/30426 | Steering Nut Housing, White Metal Lined. | 1 | | 12 | 9 |
| OS/30785 | Steering Box Operating Lever | ... 1 | | 19 | 9 |
| OS/30428 | Steering Nut Fulcrum Pin | ... 2 | | 2 | ea. |
| OS/30424 | Steering Box Worm and Shaft | ... 1 | 1 | 5 | 6 |
| OS/30708 | Ball Race for Steering Column | ... 1 | | 10 | 6 |
| OS/30420 | Lock Nut for Column Race | ... 1 | | | 4 |
| OS/30421 | Lock Ring for Column Race | ... 1 | | 4 | 9 |
| OS/30412 | Steering Box Cover | ... 1 | | 6 | 0 |
| OS/2008 | Key for Steering Wheel | ... 1 | | | 2 |
| OS/30423 | Domed Nut for Steering Wheel | ... 1 | | | 7 |
| OS/33631 | Steering Box Drop Arm | ... 1 | | 8 | 6 |
| OS/30410 | Steering Lever Ball | ... 1 | | 2 | 9 |
| OS/32902 | Side Steering Tube with Slotted Ends | ... 1 | | 17 | 6 |
| OS/30407 | Ball Socket for Side Steering Tube | ... 4 | 1 | 6 | ea. |
| OS/30409 | Spring for Ball Socket | ... 2 | | 6 | „ |
| OS/30408 | Screwed Cap for Side Steering Tube | ... 2 | | 5 | „ |
| OS/30431 | Spring Cover for Side Steering Tube | ... 2 | | 5 | „ |
| OS/30155 | Spring Ring for Steering Box | ... 1 | | | 3 |
| OS/30454 | Bracket for Steering Column Clip | ... 1 | 2 | | 3 |

For Bolts, Nuts, Washers, Cotter, and Screws see Page 32.

Always quote your Chassis number.

Throttle and Ignition Hand Controls. (Steering Column Type).

For 11 h.p. Type—see page 33.

| PART No. | DESCRIPTION. | NUMBER | | PRICE. | |
|-------------------------|---|----------|---|--------|-----|
| | | PER CAR. | £ | s. | d. |
| 12/28 h.p. Type. | | | | | |
| OS/30440 | Throttle Control Rod with Taper Sleeve ... | 1 | 4 | 3 | |
| OS/30440 | Ignition Control Rod with Taper Sleeve ... | 1 | 4 | 3 | |
| OS/32493 | Control Clip at Bottom of Steering Column | 2 Halves | 1 | 9 | |
| OS/30439 | Pivot Pin for Crank Lever on Column ... | 1 | | 4 | |
| OS/32115 | Bell Crank Lever on Column for Throttle ... | 1 | 1 | 3 | |
| OS/32904 | Connecting Link for Throttle ... | 1 | | 4 | |
| OS/31234 | Cam for Throttle Control Rod ... | 1 | | 10 | |
| OS/30499 | Ignition Control Lever on Rod ... | 1 | | 7 | |
| OS/30792 | Spring for Control Rods ... | 2 | 2 | | ea. |
| OS/32221 | Connecting Link for Magneto ... | 1 | | 2 | |
| OS/33666 | Magneto Control Cross Rod ... | 1 | | 8 | |
| OS/32219 | Magneto Control Bracket ... | 1 | | 9 | |
| OS/32482 | Magneto Control Shaft ... | 1 | 1 | 0 | |
| OS/32220 | Magneto Control Shaft Lever ... | 2 | 6 | | ea. |
| OS/32218 | Spring for Magneto Control Shaft ... | 1 | | 2 | |

For Bolts, Nuts, Washers, and Cotter Pins see Page 35.

Foot Control for Carburetter. 11 h.p. and 12/28 h.p.

| | | | | | |
|----------|---|---|---|---|-----|
| OS/31620 | Accelerator Pedal Tread and Rod ... | 1 | 5 | 0 | |
| OS/33109 | Support Plate and Fulcrum Pin for Crank Lever ... | 1 | 1 | 6 | |
| OS/30461 | Accelerator Pedal Lever on Cross Shaft ... | 2 | 2 | 6 | ea. |
| OS/30467 | Accelerator Pedal Return Spring ... | 1 | | 2 | |
| OS/33655 | Carburetter Control Cross Shaft with Lever, 11 h.p. ... | 1 | 6 | 0 | |
| OS/33665 | Carburetter Control Cross Shaft with Lever, 12/28 h.p. ... | 1 | 3 | 6 | |
| OS/30457 | Bracket for Control Cross Shaft ... | 2 | 1 | 6 | ea. |
| OS/32115 | Carburetter Bell Crank Lever ... | 1 | 1 | 3 | |
| OS/32302 | Control Rod for Carburetter, 11 h.p. ... | 1 | | 3 | |
| OS/32490 | Control Rod for Carburetter 12/28 h.p. ... | 1 | | 3 | |

For Bolts, Nuts, Washers, and Cotter Pins, see Page 35

Always quote your Chassis number.

Clutch and Brake Controls.

11 h.p. and 12/28 h.p.

| PART No. | DESCRIPTION. | NUMBER PER CAR. | PRICE. | | |
|-------------|---|--------------------|--------|----|-----|
| | | | £ | s. | d. |
| OS/33552 | Pedal Shaft with Clutch Operating Lever, Return Spring Lever, and Clutch Pedal ... | 1 | 1 | 6 | 0 |
| OS/33553 | Pedal Distance Tube | 1 | | 9 | |
| OS/33554 | Footbrake Pedal | 1 | 7 | 3 | |
| OS/33551 | Pedal Shaft Bracket | 2 | 6 | 0 | ea. |
| OS/7457 | Pedal Return Spring | 2 | 3 | | ” |
| OS/31139 | Pedal Foot Tread with Pin | 2 | 10 | 3 | ” |
| OS/33556 | Hand Brake Lever Bracket | 1 | 12 | 6 | |
| OS/30593 | Bush for Hand Brake Shaft Bracket ... | 2 | 3 | | ea. |
| OS/33000 | Hand Brake Lever | 1 | 6 | 9 | |
| OS/33557 | Hand Brake Lever Shaft | 1 | 2 | 3 | |
| OS/30305 | Brake Rack | 1 | 2 | 9 | |
| OS/31630 | Hand Brake Ratchet Rod | 1 | 1 | 6 | |
| OS/1932 | Spring for Hand Brake Lever | 1 | | 1 | |
| OS/30309 | Ratchet Stop Knob | 1 | | 10 | |
| OS/30307 | Brake Ratchet Pawl | 1 | 1 | 8 | |
| OS/30310 | Brake Pawl Pin | 1 | | 9 | |
| OS/33560 | Footbrake Operating Shaft | 1 | 6 | 6 | |
| OS/33004 | Footbrake Operating Lever | 1 | 4 | 6 | |
| OS/32205 | Distance Tube for Footbrake Shaft ... | 2 | 3 | | ea. |
| OS/33005 | Footbrake Adjusting Lever | 2 | 4 | 0 | ” |
| OS/33011 | Bracket for Brake Shafts | 2 | 4 | 9 | ” |
| OS/33010 | Cap for Brake Bracket | 2 | 3 | 6 | ” |
| OS/33013 | Foot Brake Operating Rod | 1 | | 9 | |
| OS/31231 | Studs for Brake Shaft Brackets | 4 | 1 | | ” |
| OS/30315 | Brake Rod Jaws | 6 | 6 | | ea. |
| OS/33014 | Hand Brake Push Rod | 1 | 1 | 0 | |
| OS/33015 | Hand Brake Operating Rod | 1 | | 9 | |
| OS/33008 | Brake Rod Slip Link | 2 | 1 | 3 | ea. |
| OS/33020 | Hand Brake Lever Jaw Pin | 2 | 2 | | ” |
| OS/33018 | Handbrake Rod Spring | 2 | 3 | | ” |
| OS/33009 | Brake Rod Adjusting Pin | 2 | 1 | 6 | ” |
| OS/33017 | Footbrake Compensating Link | 2 | 2 | 0 | ” |
| OS/32427 | Footbrake Connecting Link | 2 | 6 | | ” |
| OS/33023 | Brake Adjusting Rod (Rear) | 2 | 9 | | ” |
| OS/30318 | Spring for Brake Adjustment | 4 | 3 | | ” |
| OS/30313 | Brake Adjusting Plug | 4 | 3 | | ” |
| OS/33012 | Front Brake Adjusting Rods | 2 | 9 | | ” |
| OS/33555 | Front Brake Cross Shaft | 1 | 4 | 0 | |
| OS/33021 | Front Brake Intermediate Lever | 1 | 3 | 3 | |
| OS/32423 | Front Brake Shaft Lever | 2 | 2 | 9 | ea. |

For Bolts, Nuts, Washers, Cotters, and Greasers see Pages 36, 37, and 38.

Always quote your Chassis number.

Chassis Frame with Springs and Sundries, 11 h.p. and 12/28 h.p.

| PART No. | DESCRIPTION. | NUMBER PER CAR. | PRICE. | | |
|-------------|---|--------------------|--------|----|-------|
| | | | £ | s. | d. |
| OS/33500 | Chassis Frame, R.H. (Drilled), with Dumb Iron | 1 | 2 | 17 | 6 |
| OS/33501 | Chassis Frame, L.H. (Drilled), with Dumb Iron | 1 | 2 | 17 | 6 |
| OS/33503 | Front Cross Member and Brackets | 1 | 1 | 0 | 0 |
| OS/33505 | Centre Cross Member and Brackets | 1 | 1 | 9 | 6 |
| OS/33507 | Rear Cross Member and Brackets | 1 | 1 | 2 | 6 |
| OS/33514 | Radiator Support Brackets | 2 | 2 | 6 | ea. |
| OS/33511 | Rear Spring Bracket, R.H. | 1 | 8 | 6 | |
| OS/33512 | Rear Spring Bracket, L.H. | 1 | 8 | 6 | |
| OS/32806 | Rear Spring | 2 | 1 | 2 | 6 ea. |
| OS/32818 | Rear Spring (special for Van II Leaves) | 2 | 2 | 5 | 0 " |
| OS/32805 | Rear Spring Clip | 4 | | 6 | " |
| OS/32821 | Rear Spring Clip (special for Van) | 2 | | 6 | ea. |
| OS/32804 | Spring Strap Plate | 4 | 1 | 2 | " |
| OS/30136 | Gearbox Support Socket, Short | 1 | 5 | 0 | |
| OS/30137 | Gearbox Support Socket, Long | 1 | 8 | 6 | |
| OS/30144 | Spring for Gearbox Support Bracket | 1 | | 5 | |
| OS/30139 | End Plate for Gearbox Support Bracket | 1 | | 5 | |
| OS/30224 | Oil Pipe for Gearbox Support Bracket | 1 | | 3 | |
| OS/32808 | Rear Spring Bolt | 2 | 2 | 6 | ea. |
| OS/32825 | Rear Spring Bolt (Special for Van) | 2 | 2 | 9 | " |
| OS/30415 | Steering Box Bracket (to Frame) | 1 | 5 | 3 | |
| OS/33533 | Wood Block for Engine Arm, R.H., 11 h.p. | 2 | | 6 | ea. |
| OS/33534 | Wood Block for Engine Arm, L.H., 11 h.p. | 2 | | 6 | " |
| OS/33569 | Wood Block for Side Member, Front 12/28 h.p. | 2 | | 6 | " |
| OS/33534 | Wood Block for Side Member, Rear 12/28 h.p. | 2 | | 6 | " |
| OS/32418 | Front Spring Shackle Plate (Plain) | 2 | 1 | 0 | " |
| OS/32407 | Front Spring Shackle Plate (Slotted) | 2 | 1 | 3 | " |
| OS/32064 | Front Spring Shackle Bracket with Bush | 2 | 5 | 0 | " |
| OS/30744 | Front Spring | 2 | 1 | 1 | 0 " |
| OS/32408 | Front Spring Shackle Pin | 4 | 2 | 9 | " |
| OS/32409 | Special Spring Pin | 2 | 1 | 9 | " |
| OS/32411 | Adapter for Special Spring Pin | 2 | | 9 | " |
| OS/30324 | Pedal Return Spring Button | 2 | | 2 | " |
| OS/31178 | Rear Stepboard Bracket | 2 | 5 | 0 | " |
| OS/33509 | Front Step Hanger, R.H. | 1 | 2 | 0 | |
| OS/33510 | Front Step Hanger, L.H. | 1 | 2 | 0 | |
| OS/33508 | Stepboard Front Support | 1 | 5 | 0 | |
| OS/33561 | Front Clips for Undershield | 2 | | 3 | ea. |

Always quote your Chassis number.

Chassis Frame—continued.

| PART No. | DESCRIPTION. | NUMBER | | PRICE. | | |
|-------------|--|----------|---|--------|----|-------|
| | | PER CAR. | £ | s. | d. | |
| OS/33562 | Rear Clips for Undershield | ... | 2 | | | 3 ea. |
| OS/32414 | Front Spring Clip | ... | 4 | 1 | 6 | " |
| OS/31250 | Hub Cap | ... | 4 | 3 | 0 | " |
| OS/32809 | Engine Undershield, 11 h.p. | ... | 1 | 17 | 6 | |
| OS/32813 | Engine Undershield, 12/28 h.p. | ... | 1 | 17 | 6 | |
| OS/33650 | Engine Arm, 11 h.p. | ... | 3 | 9 | 0 | ea. |
| OS/33651 | Special Engine Arm, 11 h.p. | ... | 1 | 11 | 0 | |
| OS/33658 | Engine Arm, 12/28 h.p. | ... | 1 | 9 | 0 | |
| OS/33659 | Engine Arm Special, 12/28 h.p. | ... | 1 | 11 | 0 | |
| OS/33657 | Extension for Front Engine Arm, 12/28 h.p. | ... | 2 | 5 | 0 | ea. |
| OS/33662 | Special Bolt for Engine Arm, $4\frac{5}{16}'' \times \frac{7}{16}''$, 12/28 h.p. | ... | 2 | 1 | 0 | |
| OS/33663 | Special Bolt for Engine Arm Extension, $2\frac{1}{4}'' \times \frac{3}{8}''$, 12/28 h.p. | ... | 2 | | 8 | " |
| OS/33531 | Rear Strengthening Stay | ... | 1 | 8 | 0 | |
| OS/33541 | Front Strengthening Stay | ... | 1 | 4 | 9 | |

For Bolts, Nuts, Washers, Cotter, and Greasers see Pages 39, 40, 41, 41a.

Radiator and Fittings 11 h.p. and 12/28 h.p.

| | | | | | | |
|----------|---|-----|---|----|----|-----|
| OS/33515 | Radiator Complete with Filler Cap and Drain Plug | ... | 1 | 12 | 10 | 0 |
| OS/30240 | CLYNO Name Plate | ... | 1 | 4 | 3 | |
| OS/30259 | Pad for Radiator Bracket | ... | 2 | | 2 | ea. |
| OS/30205 | Water Pipe Rubber Hose Top | ... | 1 | 1 | 2 | |
| OS/30210 | Water Pipe Rubber Hose Bottom | ... | 1 | | 10 | |
| OS/30208 | Clip for Rubber Hose | ... | 4 | | 9 | |
| OS/32443 | Stay Rod from Radiator to Body | ... | 1 | | 6 | |
| OS/30266 | Bracket on Dashboard for Radiator Stay | ... | 1 | | 3 | |

For Bolts, Nuts, Screws, and Washers see Page 42.

Petrol Tank and Fittings 11 h.p. and 12/28 h.p.

| | | | | | | |
|----------|---|-----|---|---|----|-----|
| OS/30697 | Petrol Tank | ... | 1 | 1 | 7 | 6 |
| OS/3077 | Filler Cap | ... | 1 | | 2 | 6 |
| OS/3094 | Leather Washer for Filler Cap | ... | 1 | | | |
| OS/30620 | Petrol Tank Support Strap with Screwed Ends | ... | 2 | 1 | 9 | ea. |
| OS/30614 | Petrol Tap with Fibre Washer | ... | 1 | 2 | 0 | |
| OS/30642 | Petrol Pipe with Nipples and Nuts for Tank and Carburetter, 11 h.p. | ... | 1 | 5 | 6 | |
| OS/32488 | Petrol Pipe with Nipples and Nuts for Tank and Carburetter, 12/28 h.p. | ... | 1 | 6 | 6 | |
| OS/30609 | Felt Packing Piece for Petrol Tank | ... | 2 | | 10 | |

For Bolts, Nuts, Washers, and Screws see Page 43.

Always quote your Chassis number.

Silencer and Pipes 11 h.p. and 12/28 h.p.

| PART No. | DESCRIPTION. | NUMBER PER CAR. | PRICE. | | |
|-------------|---------------------------------------|--------------------|--------|----|----|
| | | | £ | s. | d. |
| OS/32441 | Silencer | 1 | 16 | 0 | |
| OS/30221 | Front Pipe Clip on Silencer | 1 | | | 2 |
| OS/30298 | Rear Pipe Clip on Silencer | 1 | | | 2 |
| OS/33529 | Front Exhaust Pipe, 11 h.p. | 1 | 3 | 6 | |
| OS/33570 | Front Exhaust Pipe, 12/28 h.p. | 1 | 4 | 0 | |
| OS/30204 | Flange for Exhaust Pipe | 1 | 2 | 3 | |
| OS/30209 | Joint for Exhaust Pipe Flange | 1 | | | 4 |
| OS/30378 | Tail Pipe | 1 | 4 | 0 | |
| OS/30685 | Clip for Tail Pipe | 1 | | | 2 |

For Bolts, Nuts, Washers, and Screws see Page 43.

Number Plate, Spare Wheel Bracket, and Road Wheels 11 h.p. and 12/28 h.p.

| | | | | | |
|----------|---|---|---|---|-------|
| OS/32463 | Front Number Plate | 1 | 2 | 9 | |
| OS/33539 | Clip for fixing Front Number Plate | 2 | | | 3 ea |
| OS/30250 | Rear Number Plate | 1 | 2 | 9 | |
| OS/30249 | Clip for fixing Rear Number Plate | 2 | | | 2 ea. |
| OS/33513 | Spare Wheel Bracket | 1 | 3 | 6 | |
| OS/30617 | Retaining Plate for Spare Wheel | 1 | 1 | 3 | |
| OS/32483 | Road Wheel for 28 × 4.95 Tyres | 5 | 2 | 0 | 0 ea. |

For Bolts, Nuts, Screws, and Washers see Page 44.

Wings, Running Boards and Valances 11 h.p. and 12/28 h.p.

| | | | | | |
|----------|--------------------------------------|---|----|---|-------|
| OS/33535 | Bonnet Board, R.H. Front Half | 1 | 2 | 9 | |
| OS/33536 | Bonnet Board, R.H. Rear Half | 1 | 2 | 9 | |
| OS/33537 | Bonnet Board, L.H. | 1 | 5 | 0 | |
| OS/33538 | Running Board | 2 | 8 | 0 | |
| OS/33521 | Front Wing Stay | 2 | 6 | 6 | |
| OS/33523 | Front Wing R.H. | 1 | 2 | 5 | 0 |
| OS/33522 | Front Wing, L.H. | 1 | 2 | 5 | 0 |
| OS/31815 | Clip for Side Lamp Cables | 2 | | | 1 ea. |
| OS/33517 | Valance, Front R.H. | 1 | 19 | 6 | |
| OS/33519 | Valance, Rear R.H. | 1 | 15 | 0 | |
| OS/33518 | Valance, Front L.H. | 1 | 19 | 6 | |
| OS/33520 | Valance, Rear L.H. | 1 | 15 | 0 | |

Always quote your Chassis number.

Wings, Running Boards and Valances—*continued.*

| PART No. | DESCRIPTION. | NUMBER PER CAR. | PRICE. | | |
|-------------|----------------------------------|--------------------|--------|----|-------|
| | | | £ | s. | d. |
| OS/32545 | Beading for Valance, 4' 9½" long | ... 2 | 2 | 6 | ea. |
| OS/32530 | Rear Wing, R.H. | ... 1 | 1 | 17 | 6 |
| OS/32531 | Rear Wing, L.H. | ... 1 | 1 | 17 | 6 |
| OS/33567 | Covering for Running Board, R.H. | ... 1 | | 9 | 0 |
| OS/33568 | Covering for Running Board, L.H. | ... 1 | | 9 | 0 |
| OS/33565 | Moulding for Running Board, R.H. | ... 1 | | 5 | 6 |
| OS/33566 | Moulding for Running Board, L.H. | ... 1 | | 5 | 6 |
| OS/31693 | Rear Wing Stay Bridge | ... 2 | | 5 | 0 ea. |
| OS/31695 | Rear Wing Stay Bracket, R.H. ... | ... 1 | | 6 | 0 |
| OS/31694 | Rear Wing Stay Bracket, L.H. ... | ... 1 | | 6 | 0 |

For Bolts, Nuts, Screws, and Washers see Pages 45, 46, 47, 48 and 48a.

Body Fittings 11 h.p. and 12/28 h.p.

| | | | | | |
|-----------|--|---|---|----|-----|
| OS/33540L | Bonnet (Grey) | 1 | 2 | 5 | 0 |
| OS/33540E | Bonnet (Enamelled) | 1 | 4 | 10 | 0 |
| OS/32820 | Bonnet (special for Van) (Grey) ... | 1 | 2 | 7 | 6 |
| OS/31704 | Clip for Speedometer Flex to Torque Tube | 2 | | 2 | ea. |
| OS/30626 | Bonnet Stud | 1 | | 4 | |
| OS/30627 | Domed Nut for Bonnet Stud | 1 | | 7 | |
| OS/30664 | Bonnet Fastener Complete | 4 | 3 | 0 | ea. |
| OS/32476 | Plate for Hand Brake Lever Slot ... | 1 | | 9 | |

For Bolts, Nuts, Screws, and Washers see Page 49.

Accessories and Fittings—see page 50.

Tools and Accessories—see page 51.

Always quote your Chassis number.